

**TRACXN GEO QUARTERLY REPORT**

**FINTECH - UK - Q3 2023**

# Contents

---

Snapshot

---

Investments

---

Investors

---

Exits

---

New Unicorns

---

Citywise Trends

---

News

---

Funded Deadpooled Companies

---

Appendix

---

# Contents

---

**Snapshot**

---

Investments

---

Investors

---

Exits

---

New Unicorns

---

Citywise Trends

---

News

---

Funded Deadpooled Companies

---

Appendix

---



---

Snapshot

---

# Tracxn Insights (1/5)

- The UK FinTech startup ecosystem ranks third in terms of overall funding after the US and China
  - More than 12k companies are working in the UK FinTech space, accounting for almost 10% of the total FinTech companies in the globe
  - FinTech has been one of the top-performing sectors, based on the funding activity as well as the number of companies found in this region
  - The UK has the second-highest number of unicorns in this space next to the US and London has the third-highest number of FinTech Unicorns in the world.
  - The UK has been one of the major regions for FinTech companies with its leading talent pool, higher FinTech adoption rate, higher concentration of financial and professional services firms and forward thinking regulations
  - Despite these advantages, the space has witnessed a decline trend in funding in 2023, due to the current macro economic environment, rising interest rates, inflation and the increase in gas prices in this region

# Tracxn Insights (2/5)

- The UK FinTech startup ecosystem witnessed its highest funding in Q1 2022, after which the funding started to decline
  - 2023 has been the least funded year since 2019, based on the funds raised in the first three quarters of the year
  - Q3 2023 has been the least funded quarter in the last six years since 2017
  - The UK has ranked fifth in terms of funding raised in Q3 2023 and ranks second in terms of overall funding raised in 2023 YTD
- Q3 2023 witnessed total funding of \$279.1M which is a 79% drop as compared to \$1.3B raised in Q2 2023 and 77% decline from \$1.2B in Q3 2022
  - This drop in funding is majorly due to the decline in late-stage and early-stage funding
    - Late-stage rounds in Q3 2023 saw funding of \$147M, a 81% reduction compared to \$777M raised in Q2 2023 and a decline of 83% compared to \$871M raised in Q3 2022
    - Early-stage rounds in Q3 2023 saw funding of \$82M, a drop of 81% compared to \$441M raised in Q2 2023, and also a drop of 65% compared to \$235M raised in Q3 2022
    - Seed-stage rounds in Q3 2023 saw funding of \$50.4M, a 46% drop compared to \$93M raised in Q2 2023 and also an 20% drop from \$63M raised in Q3 2022

# Tracxn Insights (3/5)

- Payments, Insurance IT and Digital Remittance are top-performing segments in the FinTech sector in Q3 of 2023
  - Payments segment accounted for almost 33.8% of the total funding received in the UK Fintech space in Q3 2023, with a total funding amount of \$106M
    - Majority of the funding in this segment is raised by the company Curve, which raised \$71.8M in Series C funding.
    - Insurance IT segment has received \$71.6M in Q3 2023, a drop of 52% compared to \$150M raised in Q2 of 2023 and a growth of 455% compared to \$12.9M raised in Q3 2022
  - Digital Remittance segment has witnessed a total funding of \$38.9M, a growth of 621% was seen compared to \$53M raised in Q2 of 2023 and 664% compared to funding raised in Q3 2022
  - Cryptocurrencies and RegTech are the most affected segments in Q3 2023
    - Funding in Cryptocurrencies segment has dropped by 97% from \$580M in Q2 2023 to \$20.2M in Q3 2023
    - Funding in RegTech segment has dropped by 100% from \$317M in Q2 2023 to \$1.2M in Q3 2023


# Tracxn Insights (4/5)

- In response to this downward trend, the UK government has taken a number of measures to support the startups
  - The UK government has launched under Fintech Growth Fund, which will allocate \$1.27B to support growth-stage companies
  - The government has launched the "FinTech for Gov" initiative to promote fintech innovation in the public sector by fostering awareness, facilitating opportunities, and building partnerships between public and private entities
  - Moreover, a national hub for fintech excellence has been established to support the sector's growth by offering access to investors, mentors, and resources, enhancing their competitiveness on a global scale
- No \$100M+ funding rounds and IPOs were witnessed in Q3 2023
- No Unicorns emerged in this space in Q3 2023, while Q2 2023 and Q3 2022 witnessed one new Unicorn each
- Q3 2023 saw 13 acquisitions, a drop of 24% from 17 acquisitions each in Q2 2023 and Q3 2022
  - Worldplay, a leading global provider of payment processing solutions, was acquired by GTCR Digital at a price of \$18.5B. This is the highest valued acquisition in 2023


# Tracxn Insights (5/5)

- London leads the funding in UK FinTech space, followed by Maidstone and British Virgin Islands
  - 81% of the funds raised in UK FinTech space is from London
- Seedcamp, Techstars and Anthemis Group are the most active investors in this space
  - January Ventures, QVentures and Force Over Mass emerged as the top seed-stage investors in Q3 2023
  - Atempo Growth, Susquehanna Growth Equity and Finch Capital were top early-stage investors in Q3 2023
  - SoftBank Vision Fund was the top late-stage investor in Q3 2023


# FinTech - UK Snapshot - Q3 2023

 **\$279M** (vs \$1.2B, ▼76%)  
\$ Funding

 **32** (vs 74, ▼56%)  
# Funding rounds

 **12** (vs 36, ▼66%)  
Series A+ rounds

 **20** (vs 33, ▼39%)  
First Time Funded Companies






 **1** (vs 13, ▼92%)  
New additions to Soonicorn Club

 **-** (vs 1, ▼100%)  
New Unicorns

 **13** (vs 17, ▼23%)  
Acquisitions

 **-** (vs 0, )  
IPOs

## Top Funding Rounds

Company	Round Details
 Curve (2015, London)	\$71.8M - Series C
 Tractable (2014, London)	\$65.0M - Series E
 LemFi (2020, Maidstone)	\$33.0M - Series A
 HyperJar (2016, London)	\$24.0M - Series A
 Bazaars (2021, British Virgin Islands)	\$15.0M - Seed

## Top Feeds

Feed	\$Funding
Payments	\$106M
Insurance IT	\$71.6M
Auto IT	\$65.0M
Digital Remittance	\$38.2M
Investment Tech	\$23.0M

## Top Cities

City	\$Funding
London	\$227M
Maidstone	\$33.0M
British Virgin Islands	\$15.0M
Nottingham	\$3.5M
Dunfermline	\$600K

## FinTech - UK All time Stats

### Summary

All Companies	12,847
Funded Companies	1,618
Total Funding	\$53.8B
Funding in last 24 months	\$19.4B
Cumulative Valuation of all Unicorns	\$89.6B

### Exits

Acquisitions	719
IPOs	58

### Companies Covered

Unicorns	29
Soonicorns	120
Minicorns	318
Editor's Pick	1,385
Series A+	510
Series C+	128
Acqui-Hires	1
Deadpooled	3,012

**Top Cities**  
London (\$44.3B)  
Edinburgh (\$1.5B)

\*Data from 01-Jul-2023 to 26-Sep-2023 is considered in report

Note: Numbers in bracket indicate the values of Q3 2022

# Contents

---

Snapshot

---

**Investments**

---

Investors

---

Exits

---

New Unicorns

---

Citywise Trends

---

News

---

Funded Deadpooled Companies

---

Appendix

---

▶ Q-o-Q Funding Trends

---

Q-o-Q Stage-wise Funding Trends

---

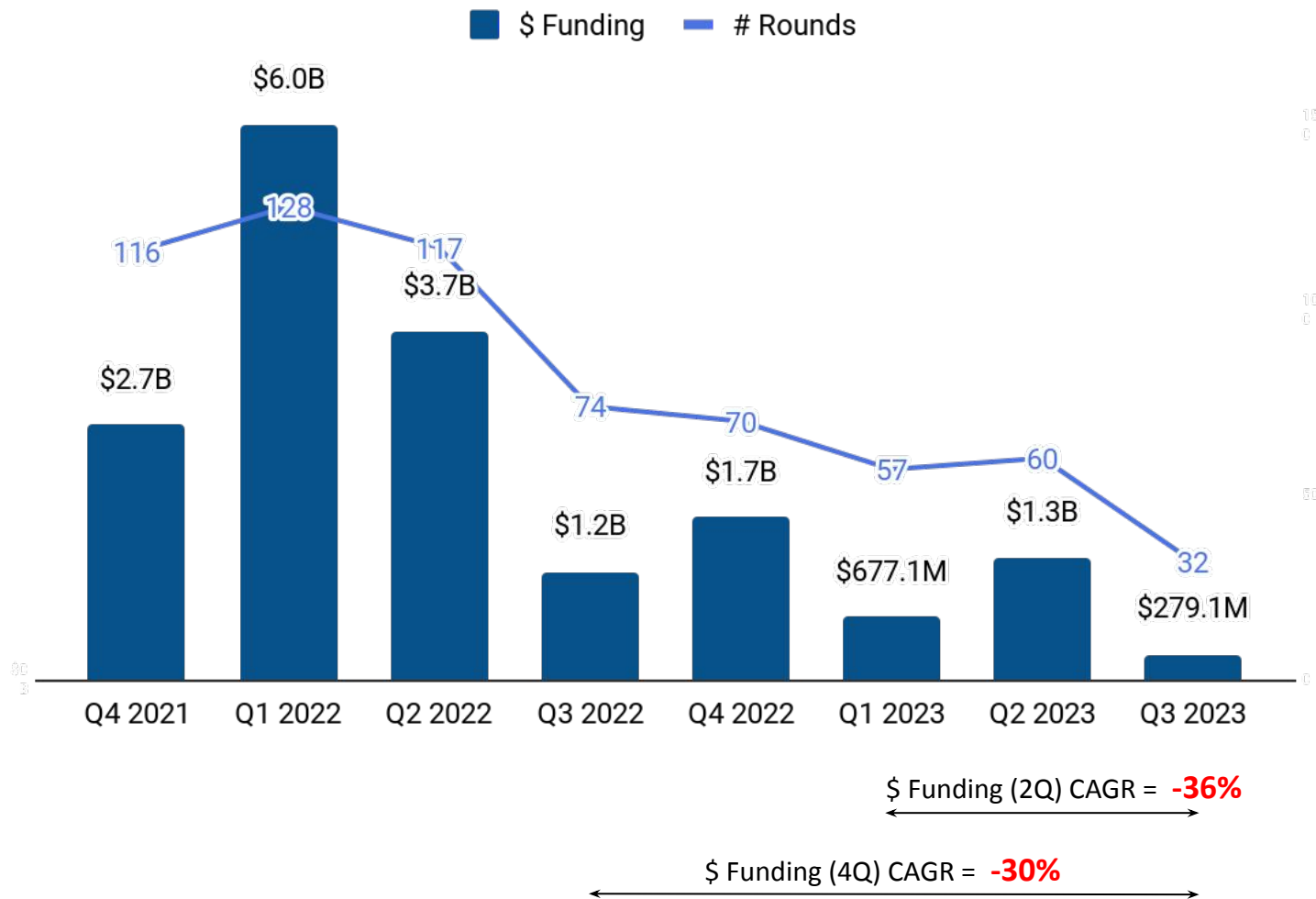
Top Funding Rounds in last quarter

---

Top Funded Business Models - last 1 quarter

---

# Q-o-Q Funding Trends



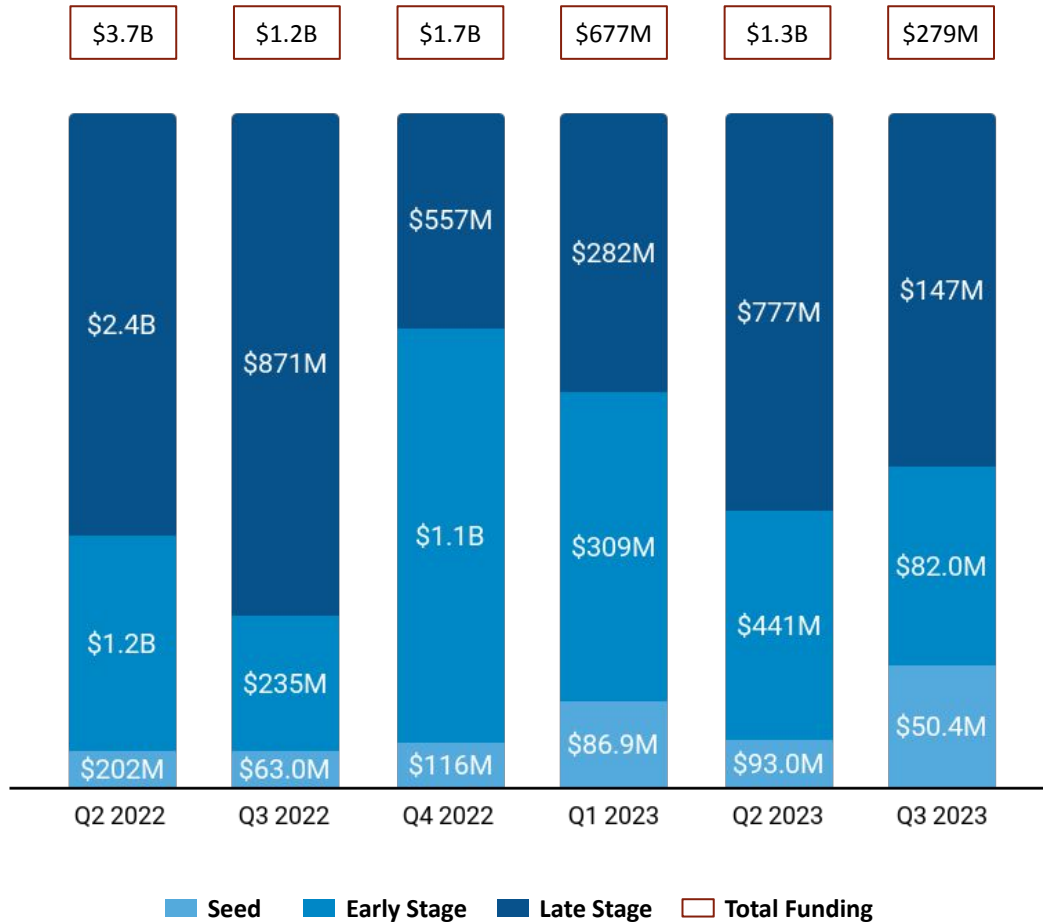
## Top Funding Rounds in last 8 quarters

Company	Funding Round
FNZ (2003, Edinburgh)	\$1.4B - PE
Checkout (2012, London)	\$1.0B - Series D
BitGoldEx (2015, London)	\$715M - Series A
SumUp (2012, London)	\$623M - Series E
SumUp (2012, London)	\$622M - Series E
Copper (2018, London)	\$500M - Series C
CheBots (2018, London)	\$500M - Series D
Monzo (2015, London)	\$475M - Series H
Thredd (2018, London)	\$400M - Series D
Teya (2019, London)	\$345M - Series C

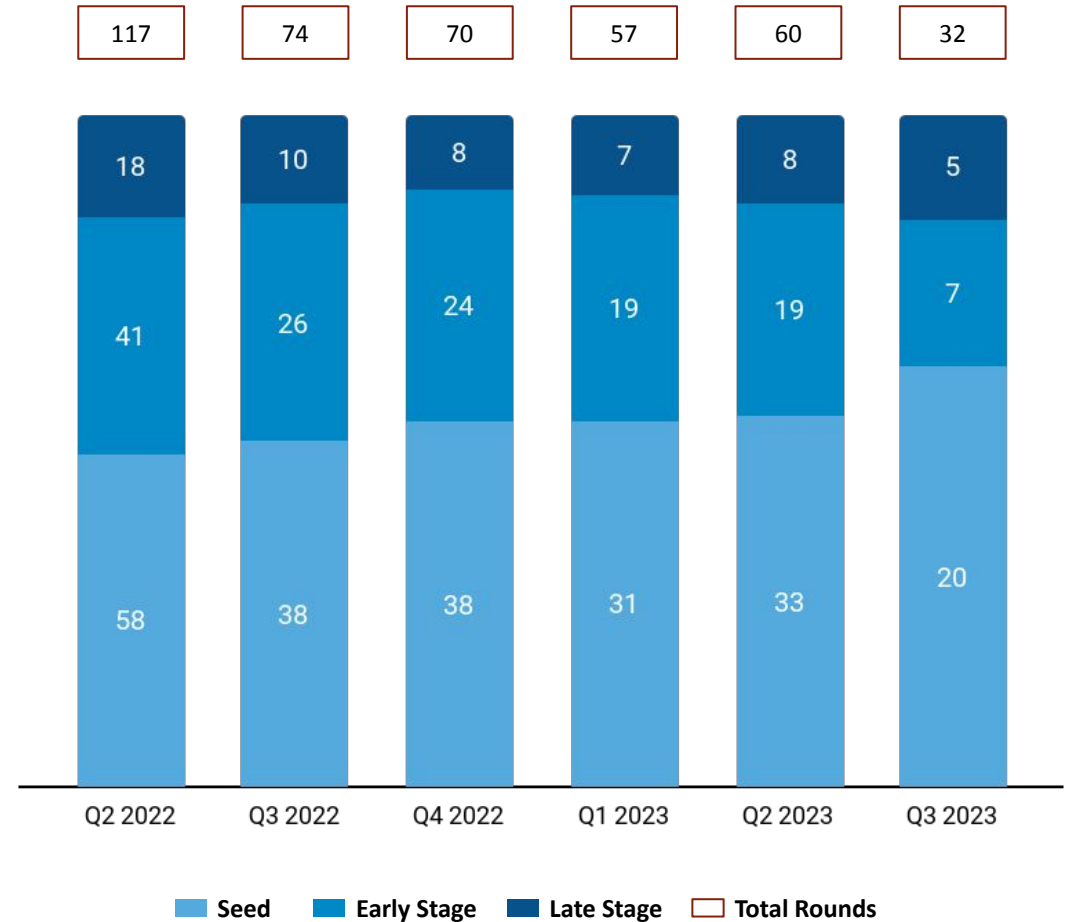
Note: Funding includes only Equity Funding. It excludes Debt, Grant, Post-IPO and ICO funding.

# Q-o-Q Stage-wise Funding Trends

## Stage-wise \$ Invested















## Stage-wise Number of Rounds



Note: Seed includes Seed, Angel rounds. Early Stage includes Series A,B rounds. Late Stage includes Series C+, PE, Pre-IPO rounds.

# Top Funding Rounds in Q3 2023 (1/2)



Company	\$ Amount	Round	Date	Investors
 Curve (2015, London, \$272M)	\$72M	Series C	Sep 2023	Cohen Circle, IDC Ventures, Outward, <a href="#">+2 more</a>
 Tractable (2014, London, \$185M)	\$65M	Series E	Jul 2023	Insight Partners, SoftBank Vision Fund, Georgian
 LemFi (2020, Maidstone, \$33.0M)	\$33M	Series A	Aug 2023	Y Combinator, Global Founders Capital, OTV, <a href="#">+2 more</a>
 HyperJar (2016, London, \$24.0M)	\$24M	Series A	Sep 2023	Susquehanna Growth Equity, Hoopp
 Bazaars (2021, British Virgin Islands, \$15.0M)	\$15M	Seed	Aug 2023	-
 Tradeteq (2016, London, \$29.9M)	\$13M	Series A	Sep 2023	Interlock Partners, MS&AD Ventures
 Pockit (2010, London, \$50.0M)	\$10M	Series C	Aug 2023	Puma Private Equity, The North East Development Capital Fund
 Eflow (2004, London, \$9.0M)	\$9M	Series A	Jul 2023	Finch Capital, Atempo Growth
 Opna (2022, London, \$6.5M)	\$7M	Seed	Sep 2023	Atomico, Tiny, MCJ Collective, <a href="#">+2 more</a>
 Translucent (2022, London, \$9.7M)	\$6M	Seed	Aug 2023	LocalGlobe, Chalfen Ventures
 DKK (2020, London, \$3.7M)	\$4M	Seed	Sep 2023	-
 Percayso Inform.. (2018, Nottingham, \$15.2M)	\$3M	Series B	Jul 2023	Praetura Ventures

# Top Funding Rounds in Q3 2023 (2/2)

Company	\$ Amount	Round	Date	Investors
 Communion Saves.. (2022, London, \$3.2M)	\$3M	Seed	Aug 2023	Target Global
 Aurora (2021, London, \$3.1M)	\$3M	Seed	Sep 2023	UK Research and Innovation
 IMMIX (2019, London, \$2.7M)	\$3M	Seed	Sep 2023	MassMutual Ventures, Ripple Ventures
 Treefera (2022, London, \$2.2M)	\$2M	Seed	Sep 2023	January Ventures, Concept Ventures
 wamo (2018, London, \$6.8M)	\$2M	Seed	Sep 2023	Finberg, Re-Pie
 Bloom (2021, London, \$1.3M)	\$1M	Seed	Jul 2023	January Ventures, PactVC, Zinal Growth
 Facia (2022, London, \$1.2M)	\$1M	Seed	Jul 2023	Programmers Force
 SuperFi (2021, London, \$1.2M)	\$1M	Seed	Jul 2023	Ascension, Force Over Mass, Fair By Design Fund
 Quadra (2020, London, \$1.0M)	\$1M	Seed	Jul 2023	-
 Paythings (2005, Dunfermline, \$600K)	\$600K	Seed	Aug 2023	-
 Intanify (2021, London, \$536K)	\$536K	Seed	Jul 2023	QVentures
 Stratiphy (2020, London, \$1.2M)	\$262K	Seed	Jul 2023	-

Full list of 32 Key Funding Rounds is available on [Tracxn Platform](#)

# Top Funded Business Models - last 1 quarter

Rank	Business Model	\$ Funding	# Rounds	Top Funding Round
<b>1</b> ..	Multi Account Card	\$71.8M	1	 Curve \$71.8M - Series C
<b>2</b> ..	Vehicle Inspection Software	\$65.0M	1	 Tractable \$65.0M - Series E

\* Rank is based on \$Invested in last 1 quarter in the Business Model. ▲ - Indicates change in Rank from previous quarter.

# Contents

---

Snapshot

---

Investments

---

**Investors**

---

Exits

---

New Unicorns

---

Citywise Trends

---

News

---

Funded Deadpooled Companies

---

Appendix

---

▶ Q-o-Q Investors

---

Q-o-Q Global Investors

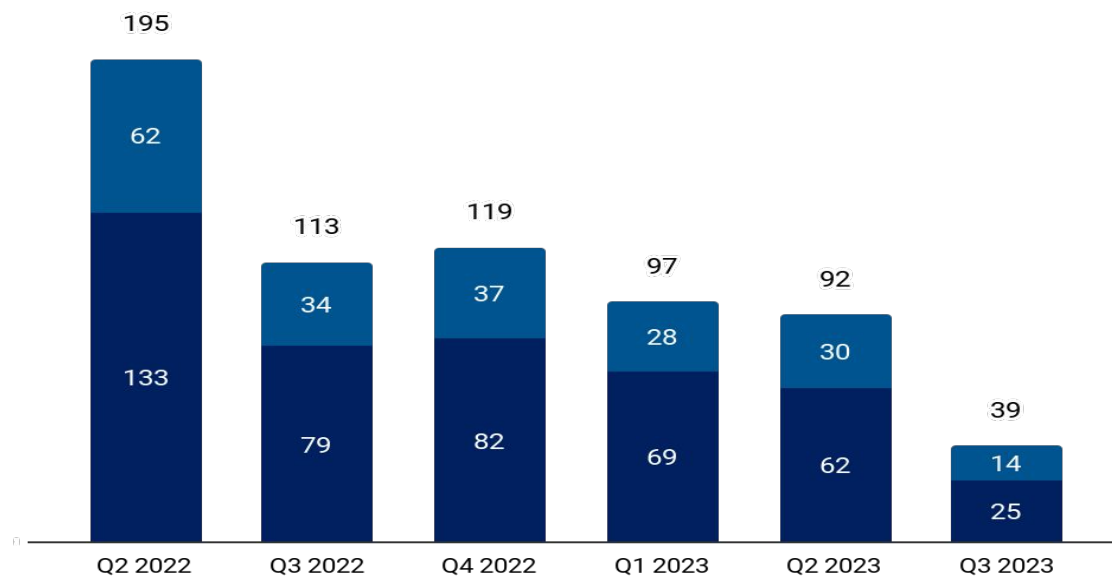
---

Most Active Investors

---

# Q-o-Q Investors

## Q-o-Q # of unique Institutional Investors in FinTech - UK








# First Time Investors (2Q) CAGR = **-29%**

# First Time Investors (4Q) CAGR = **-20%**

■ First-time Investors    ■ Existing Investors

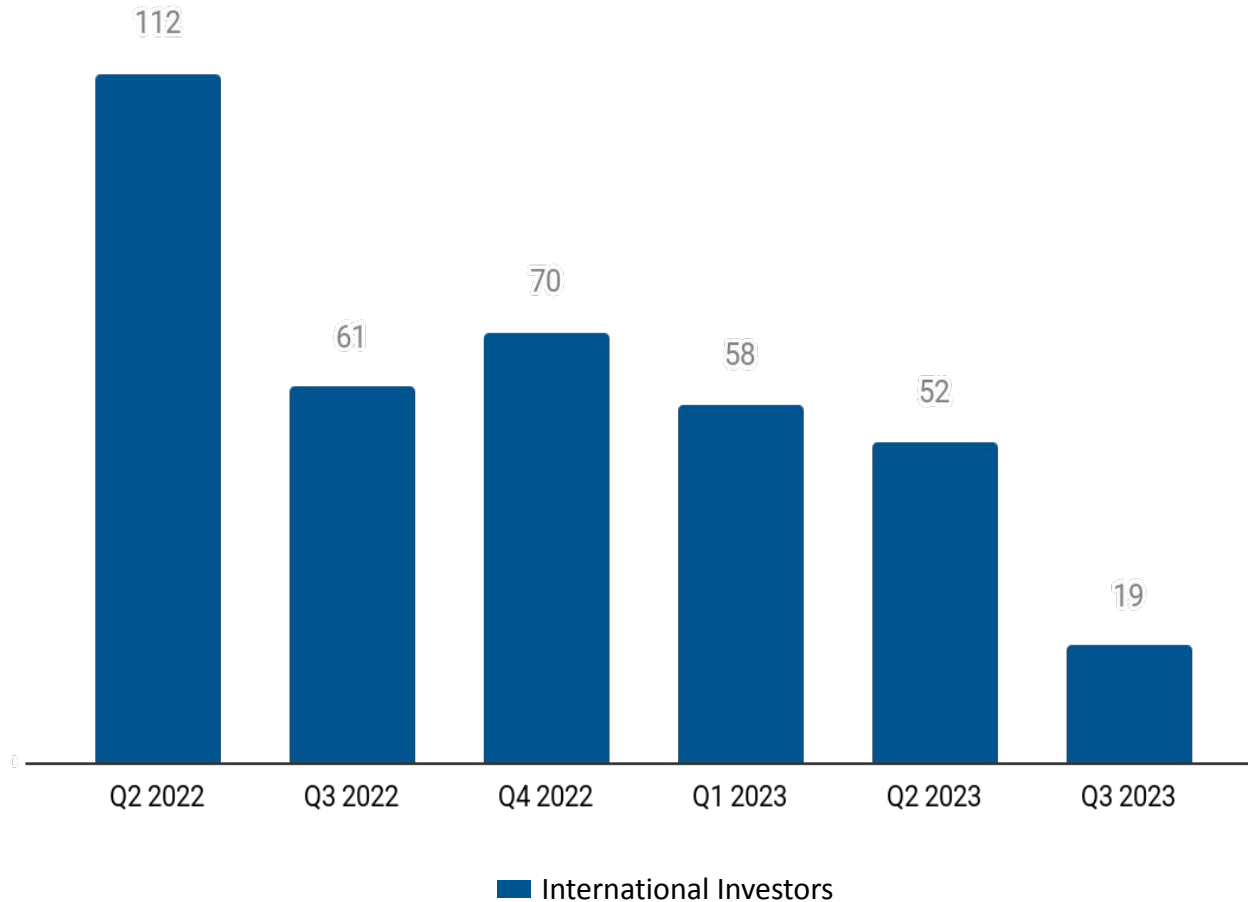
## Top Institutional Investors with in Q3 2023

Stage	Investor name	# Investments in Q3 2023
Seed Stage	 January Ventures	2 ( -- )
	 Y Combinator	1 ( < 0% )
	 Target Global	1 ( -- )
Early Stage	 Left Lane Capital	1 ( -- )
	Atempo Growth	1 ( -- )
	Susquehanna Growth Equity	1 ( -- )
Late Stage	 SoftBank Vision Fund	1 ( -- )





Note: First-time investors and Existing Investors are calculated from the available Equity Funding Rounds on Tracxn Platform. 1.The numbers in bracket correspond to the change from Q3 2022.

# Q-o-Q International Investors

## Q-o-Q # of unique Institutional Investors in FinTech - UK



## Top International Institutional Investors in Q3 2023

Stage	Investor name	# Investments in Q3 2023
Seed Stage	 January Ventures	2 ( -- )
	 Y Combinator	1 ( <> 0% )
	 Target Global	1 ( -- )
Early Stage	 Left Lane Capital	1 ( -- )











Note: International Investors are the investors who are based outside of the Geo mentioned in the report. 1.The numbers in bracket correspond to the change from Q3 2022.

# Most Active Investors: Accelerators & Incubators

#	Investor Name	Country	# Overall investments	# Investments in Geo* - Q3 2023	Notable Portfolio Investments in Geo*
1	 Y Combinator	United States	4375	1	LemFi (\$33.0M)







Note: \*Geo = FinTech - UK. The number in bracket refers to the total funding raised by the company.

# Most Active Investors: VC - Seed

#	Investor Name	Country	# Overall investments	# Investments in Geo* - Q3 2023	Notable Portfolio Investments in Geo*
1	 January Ventures	United States	42	2	Treefera (\$2.2M), Bloom (\$1.3M)
2	 QVentures	United Kingdom	127	1	BMLL (\$50.9M), Intanify (\$536K)
3	 Force Over Mass	United Kingdom	131	1	BMLL (\$50.9M), SuperFi (\$1.2M)
4	 PactVC	United Kingdom	19	1	Tradeteq (\$29.9M), Bloom (\$1.3M)
5	 LocalGlobe	United Kingdom	268	1	Translucent (\$9.7M)
6	 Target Global	Germany	152	1	Communion Saves (\$3.2M)
7	 Ripple Ventures	Canada	23	1	IMMIX (\$2.7M)
8	 Ascension	United Kingdom	163	1	SuperFi (\$1.2M)
9	 Finberg	Turkey	35	1	wamo (\$6.8M)
10	 Concept Ventures	United Kingdom	47	1	Treefera (\$2.2M)

Note: \*Geo = FinTech - UK. The number in bracket refers to the total funding raised by the company.

# Most Active Investors: VC - Early Stage

#	Investor Name	Country	# Overall investments	# Investments in Geo* - Q3 2023	Notable Portfolio Investments in Geo*
1	 Atempo Growth	United Kingdom	2	1	Form3 (\$220M), Eflow (\$9.0M)
2	 Susquehanna Growth Equity	United States	83	1	HyperJar (\$24.0M)
3	 Finch Capital	Netherlands	49	1	Eflow (\$9.0M)
4	 Left Lane Capital	United States	57	1	LemFi (\$33.0M)
5	 OTV	Israel	26	1	LemFi (\$33.0M)
6	 Interlock Partners	United States	15	1	Tradeteq (\$29.9M)







Note: \*Geo = FinTech - UK. The number in bracket refers to the total funding raised by the company.

# Most Active Investors: VC - Late Stage

#	Investor Name	Country	# Overall investments	# Investments in Geo* - Q3 2023	Notable Investments in Geo*
1	 SoftBank Vision Fund	United Kingdom	340	1	Tractable (\$185M)

Note: \*Geo = FinTech - UK. The number in bracket refers to the total funding raised by the company.

# Most Active Investors: PE

#	Investor Name	Country	# Overall investments	# Investments in Geo* - Q3 2023	Notable Investments in Geo*
1	 Bowmark Capital	United Kingdom	27	1	Landscape
2	 MCJ Collective	United States	66	1	Opna (\$6.5M)
3	 Maven Capital Partners	United Kingdom	271	0	Pockit (\$50.0M)
4	 ATW Partners	United States	18	0	Curve (\$272M)
5	 Cassis & Cassis Capital	United States	18	0	LemFi (\$33.0M)
6	 City Hall Capital	United States	1	0	Curve (\$272M)

Note: \*Geo = FinTech - UK. The number in bracket refers to the total funding raised by the company.

# Contents

---

Snapshot

---

Investments

---

Investors

---

**Exits**

---

New Unicorns

---

Citywise Trends

---

News

---

Funded Deadpooled Companies

---

Appendix

---

▶ Exit Snapshot

---

List of Acquisitions


---


Most Active Acquirers


---


# Exit Snapshot - Q3 2023

IPOs - Q3 2023  
(vs Q3 2022)

 **0** (vs 0)  
# IPOs


 - (vs -)  
Avg. yrs from first funding to IPO

 - (vs -)  
Avg. Funding raised before IPO

 - (vs -)  
Avg. IPO Mcap

Acquisitions - Q3 2023  
(vs Q3 2022)

 **13** (vs 17)  
# Acquisitions

 **9.2** (vs 6.1)  
Avg. yrs from first funding to Acq.

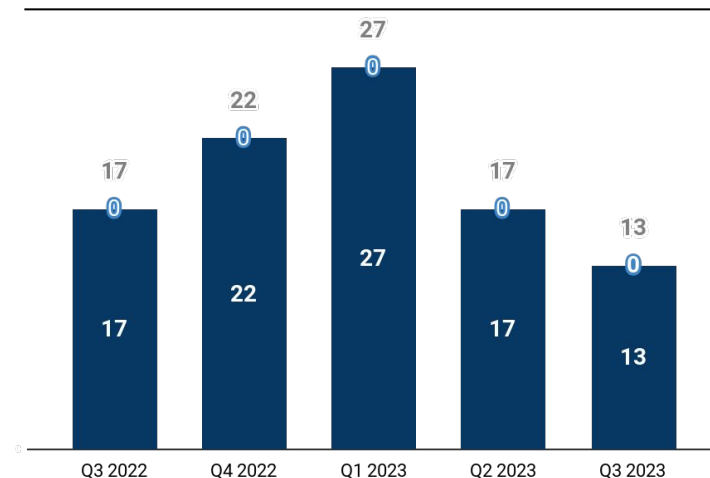
 **\$293M** (vs \$19.4M)  
Avg. Funding raised before Acq.

 **\$9.3B** (vs \$91.7M)  
Avg. Acq. Price

## Top Investors by # Exits - Q3 2023

Investor	# Exits	Notable Exit
 Bain Capital Private Equity	1	Worldpay
 Advent International	1	Worldpay
 Ares Capital Corporation	1	Worldpay
 barc	1	Clausematch
 dbwinvestments6limited.com	1	W2 Global Data



## Q-o-Q Exit Trends



## Top Exits - Q3 2023










Type	Company	Acq. Price/IPO Mcap
Acq.	 Worldpay (1993, London, \$1.1B)	\$18.5B
	 MICAP (2013, Sittingbourne)	\$3.9M
	 Digiterre (2000, London)	-

# List of Acquisitions - Q3 2023

Company	Acquirer(s)	Acq. Date	Acq. Price
 <b>Worldpay</b> (1993, London, \$1B)	GTCR	Jul 2023	\$19B
 <b>MICAP</b> (2013, Sittingbourne)	Defaqto	Jul 2023	\$4M

View all 13 companies on [Tracxn Platform](#)

# Most Active Acquirers

#	Acquirer	Country	# Acq.	Average Acq. Price	Companies Acquired
1	 GTCR	United States	1	\$18.5B	Worldpay (\$18.5B)
2	 Defaqto	United Kingdom	1	\$3.9M	MICAP (\$3.9M)
3	 Collabera Digital	India	1	-	Digiterre
4	 ARK Investment Management	United States	1	-	Rize ETF
5	 Datasite	United States	1	-	MergerLinks
6	 Oanda	United States	1	-	Coinpass
7	 FullCircl	United Kingdom	1	-	W2 Global Data
8	 Unicard	United Kingdom	1	-	Ecebs
9	 XBTO	United States	1	-	Stablehouse

Note: Numbers in bracket indicate the Acquisition Price of the company.

# Contents

---

Snapshot

---

Investments

---

Investors

---

Exits

---

**New Unicorns**

---

Citywise Trends

---

News

---

Funded Deadpooled Companies

---

Appendix

---

▶ Unicorn Trends

---

List of New Unicorns

---

# Unicorn Trends in Q3 2023

## FinTech - UK - Q3 2023 (vs Q3 2022)



- (vs 1)

# Total Unicorns



- (vs 2.6)

Avg Years from Series A to Unicorn Round



- (vs \$595M)

Avg \$ Funding before Unicorn Round



- (vs 6)

Avg # Funding Rounds before Unicorn Round



- (vs 7)

Avg Institutional Investors before Unicorn Round

## Global - Q3 2023 (vs Q3 2022)



**12** (vs 29)

# Total Unicorns



**3.6** (vs 5.2)

Avg Years from Series A to Unicorn Round



**\$362M** (vs \$260M)

Avg \$ Funding before Unicorn Round



**3.3** (vs 4.6)

Avg # Funding Rounds before Unicorn Round



**5.9** (vs 9.1)

Avg Institutional Investors before Unicorn Round

### Top Seed Stage Investors

-

### Top Early Stage Investors

-

### Top Late Stage Investors

-

### Top Cities

-

Note: Investors refers to Institutional Investors only. Top Investors are calculated based on investments before the Unicorn Round.

# Contents

---

Snapshot

---

Investments

---

Investors

---

Exits

---

New Unicorns

---

**Citywise Trends**

---

News

---

Funded Deadpooled Companies

---

Appendix

---

▶ Cities by Total Funding

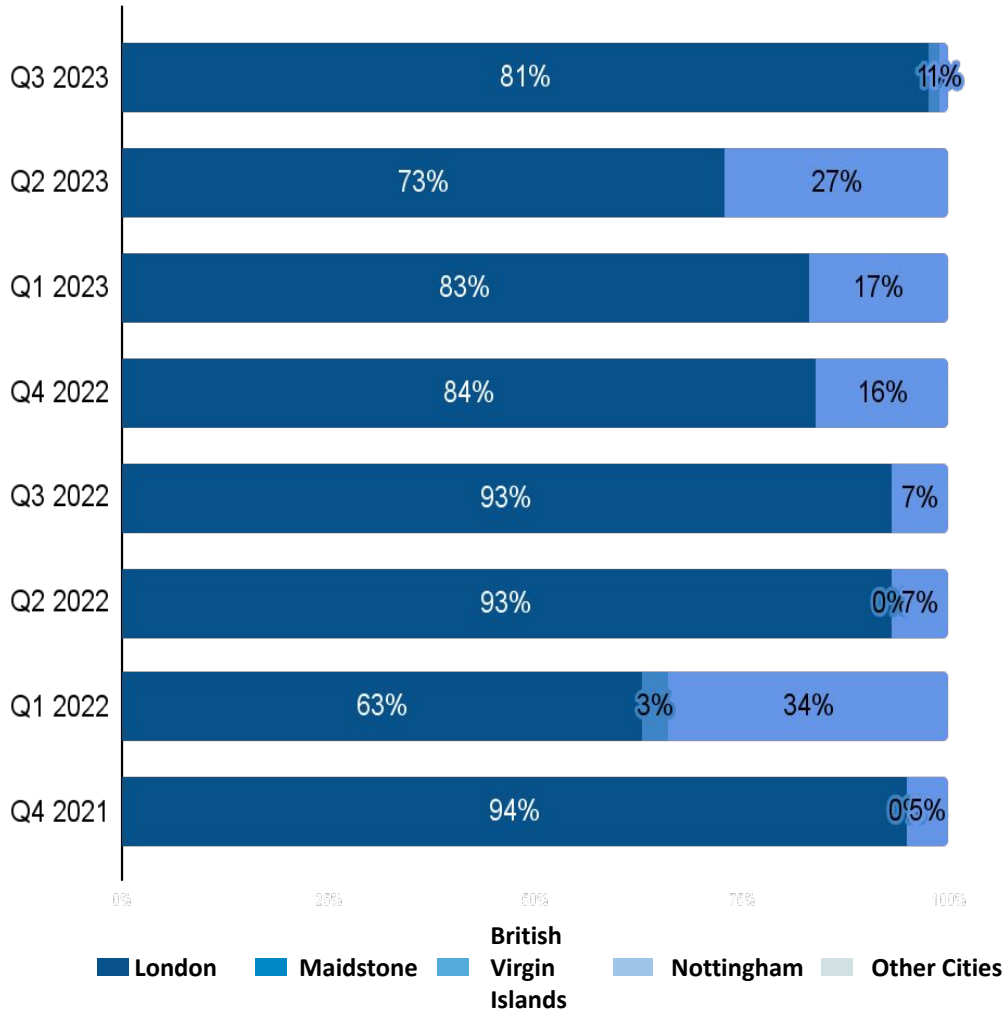
---

Cities by Funding raised in last 2 quarters

---

# Citywise Trends - Total Funding

Distribution by Cities - Total Funding (\$)



**Total Funding**

**Top Companies**

\$279M

**Curve**  
(\$71.8M)

**LemFi**  
(\$33.0M)

**Bazaars**  
(\$15.0M)

\$1.3B

**CheBots**  
(\$500M)

\$677M

**Zopa**  
(\$92.5M)

\$1.7B

**BitGoldEx**  
(\$715M)

\$1.2B

**Copper**  
(\$500M)

\$3.7B

**SumUp**  
(\$623M)

\$6.0B

**Checkout**  
(\$1.0B)








\$2.7B

**Monzo**  
(\$475M)

**Structure**  
(\$20.0M)

# Citywise Trends - Funding raised in last 2 Quarters

## Funding raised in 2 Qtrs (Market Share %)

Rank	City	Q3 2023		Q2 2023		Top Funded Companies in Q3 2023
		#	%	#	%	
1	London	\$227M	81 %	\$959M	100 %	 Curve \$71.8M  Tractable \$65.0M  HyperJar \$24.0M
2	Maidstone	\$33.0M	12 %	0	-	 LemFi \$33.0M
3	British Virgin Islands	\$15.0M	5 %	0	-	 Bazaars \$15.0M
4	Nottingham	\$3.5M	1 %	0	-	 Percayso I.. \$3.5M
5	Dunfermline	\$600K	0 %	0	-	 Paythings \$600K

# Contents

---

Snapshot

---

Investments

---

Investors

---

Exits

---

New Unicorns

---

Citywise Trends

---

**News**

---

Funded Deadpooled Companies

---

Appendix

---

▶ Recent Key News

---

# Recent Key News (1/3)

## Transactions

---

- Mintago Secures \$4.75m to Propel Financial Wellbeing Solutions in UK [Crowdfund Insider](#)
- Money management platform Mintago raises £3.9m [UKTN](#)
- UK's Mintago raises \$4.75M for employee financial wellness platform [Tech.eu](#)
- Tred, the UK's Green Banking Platform, Secures £171K+ via Crowdcube [Crowdfund Insider](#)
- Curve raises \$163M as fintech funding dries up [Bank Automation News](#)
- Payments fintech Curve adds £58m to Series C [UKTN](#)
- Curve adds £58m to its Series C [AltFi](#)
- United Kingdom-based Curve raises an additional GBP 58 million in Series C extension [VCBay](#)
- Secoda Raises \$14M to Save Companies from Drowning in Data [CNW](#)
- HouseStars, the UK's AI-powered App Connecting Tradespeople to Property Owners, Secures £12.. [Crowdfund Insider](#)

## Company Updates

---

- Utility Warehouse signs deal with CityFibre for UK Broadband [Capacity Media](#)
- Wirex Unveils the Payment Layer for Web3 [BeInCrypto](#)
- South African Startup FinanceGPT Aims to Simplify Financial Analysis in Local Languages [Tech In Africa](#)
- KAL launches comprehensive acquiring host system for banks [Business Wire](#)
- MoneyMasters Limited Goes Live with Axia Suite by Profile Software [Fintech Finance](#)
- Monument Bank introduces Notice Accounts [Fintech Finance](#)
- Monument Bank adds Notice Accounts to its offering [Finextra](#)
- Fintech SumUp Introduces 7AM Payouts in the UK [Crowdfund Insider](#)
- OCTO Telematics launches Digital DriverTM Try Before You Buy [InsuranceNewsNet](#)
- Crowdcube Provides August Performance Info [Crowdfund Insider](#)

# Recent Key News (2/3)

## Legal

---

- Regtech: Law Firm Taylor Rose MW Chooses Onfido to Enable Automated Identity Verification [Crowdfund Insider](#)
- UK Home Office accused of lobbying for Facewatch [BiometricUpdate.com](#)
- Binance Considers Legal Action Following Checkout.com Split [The Crypto Times](#)
- Bitstamp to halt U.S. trading of seven tokens identified as securities by SEC in Coinbase, Binanc.. [CryptoSlate](#)
- Ribbon Finance Settles First On-Chain Ether 'Autocallable' With Marex and MEV Capital [CoinDesk](#)
- South Korea's major crypto lender Delio warns its operations in peril [Crypto News](#)
- PayPoint faces law suit from energy charity [Finextra](#)
- Ant Group fined \$985m [manager magazin](#)
- Haru Invest, Delio Caused Damage Up To \$230 Million For Investors [Coincu](#)

## Partnerships

---

- Al Fardan Exchange strengthens commitment to anti-financial crime standards through partnership with AM.. [Zawya](#)
- Standard Life and Moneyhub to deliver commercial pensions dashboard [The Paypers](#)
- Finastra partners with Corvallis [The Paypers](#)
- Shufti Pro teams up with Mascap [The Paypers](#)
- Shufti Pro partners with Newton Global [The Paypers](#)
- Wise launches Apple Pay and Google Pay for cardholders in Malaysia [The Paypers](#)
- Billionaire and Jacob & Co. created a diamond-encrusted credit card with matching luxury features [CryptoSaurus](#)
- Markel Records 113% Productivity Increase in Its Underwriting Team Following Cytora Partnership [Fintech Finance](#)
- Swift and Wise Collaborate [Finance Magnates](#)
- Global Fintech 360tf and Ebury to Streamline Financial Services for UAE Clients [Crowdfund Insider](#)

# Recent Key News (3/3)

## People Movement

---

- Coincover Elevates Growth Trajectory with Strategic Hire of Chief Commercial Officer [Fintech Finance](#)
- Quantexa Appoints Industry Luminaries to its Advisory Board to Accelerate Growth Plans [Financial Post](#)
- Planixs appoints Olaf Ransome as liquidity futurologist [assetserVICINGtimes.com](#)
- BCB Group's Chief Banking Officer Ian Moore to Leave This Month [CoinDesk](#)
- Capitalrise Grows Female-led Technology Team With Two New Appointments [Financial IT](#)
- Countingup Announces the Appointment of Tom Platt as Chief Executive Officer [Fintech Finance](#)
- Time Finance appoints Tracy Watkinson and Paul Hird to the Board [DirectorsTalk Interviews](#)
- Apteon Strengthens Global Leadership Team with Appointment of [Metro Atlanta CEO](#)
- Vodeno unveils new chairman and CEO [Finextra](#)
- Equiti Group is pleased to appoint Sean Hong in the role of Global Head of Finance [uaenews247.com](#)

## Other

---

- ThinkMarkets UK Finds More Revenue but Less Profit in 2022 [Finance Magnates](#)
- Fonix shares up on strong annual results as firm ups total payout [Morningstar](#)
- Capital Index's Struggles Continue: 2022 Revenue Down 14% [Finance Magnates](#)
- Tim: Revenues and profits down [gospodarka.sos.pl](#)
- Sancus widens losses amid UK housing slowdown [Peer2Peer Finance News](#)
- Naked Wines reports £15m loss [The Drinks Business](#)
- Cashplus turns first £5.5m profit as a newly-licenced bank [AltFi](#)
- Interim Results for the six months ended 30 June 2023 [GlobeNewswire](#)
- Revolut abandons US banking licence application [Tech.eu](#)
- Clearbank ups profit and eyes US expansion – but it has no plans for an IPO [City A.M.](#)

# Contents

---

Snapshot

---

Investments

---

Investors

---

Exits

---

New Unicorns

---

Citywise Trends

---

News

---

**Funded Deadpooled Companies**

---

Appendix

---

---

Funded Deadpooled Companies

---

# Funded Deadpooled Companies

Company	\$ Funding
 Tramonex (2013, London)	-

# Contents

---

Snapshot

---

Investments

---

Investors

---

Exits

---

New Unicorns

---

Citywise Trends

---

News

---

Funded Deadpooled Companies

---

**Appendix**

---

---

Explore more on Tracxn

---

Explore other Reports on Tracxn

---

# Explore more on Tracxn

## Companies

[All Tech Companies](#)

[UAE Tech Companies](#)

[Online Travel Companies](#)

[Companies using AI in Healthcare](#)

[Companies founded by Stanford GSB Alumni](#)

[Soonicorn club in Fintech](#)

[Analyst Picks in Israel Tech](#)

## Company Due Diligence

[Company Detail Page of DoorDash](#)

[Competitors of Freshworks](#)

[Cap Table for TransferWise](#)

[Financials for Ola](#)

## Investment Activity

[Recent funding rounds](#)

[Investment Trends](#)

[Top Funded Business Models](#)

## Exits

[Public Companies](#)

[Acquired Companies](#)

[Most Active Acquirers](#)

## Reports

[Delhivery - Company Report](#)

[Novel Foods - Business Model Report](#)

[HRTech - Feed Report](#)

[FinTech - Top Business Models Report](#)

[India Tech - Top Business Models Report](#)

## Miscellaneous

[Key News in FinTech](#)

[Angel Investors in United States](#)

[Bluebox](#)

# Explore other Reports on Tracxn

## Company Reports

[Transferwise](#)

[Coursera](#)

[BigBasket](#)

## Business Model Reports

[Novel Foods](#)

[Blockchain Network](#)

[P2P Remittance](#)

## Feed Reports

[HRTech](#)

[Cybersecurity](#)

[Food Tech](#)

## Top Business Models in PA

[FinTech](#)

[Enterprise Applications](#)

[Artificial Intelligence](#)

## Geo Monthly Reports

[US Tech](#)

[Europe Tech](#)

[China Tech](#)

## Unicorn Reports

[Monthly Unicorn Report](#)

## Feed Geo Reports

[FinTech Europe](#)

[Consumer Digital SEA](#)

[HiTech US](#)

## Top Business Models in Geo

[India Tech](#)

[Israel Tech](#)

[UK & Ireland Tech](#)



*Any and all information either accessed from the website [www.tracxn.com](http://www.tracxn.com) or having otherwise originated from Tracxn Technologies Private Limited including but not limited to the information contained herein ("Data") is the sole property of Tracxn Technologies Private Limited (hereinafter "Tracxn"). You shall not recirculate, distribute, transmit, publish, or sell the Data or any portion thereof in any form or by any means, either for commercial or non-commercial use, or permit any third party to use or distribute the Data or any portion thereof; to any other party, except with the prior written consent of Tracxn. You may however incorporate insubstantial portions, extracts, abstracts or summaries from the Data into analysis, presentations or tools for your customers or for your internal use, so long as Tracxn is clearly and visibly identified as the source of information.*

*For further information please refer to our Terms of Use at [www.tracxn.com](http://www.tracxn.com)*

*Copyright © 2023, Tracxn Technologies Limited. All rights reserved.*