

TRACXN GEO QUARTERLY REPORT

**FINTECH - US - Q3 2023**



# Contents

---

Snapshot

---

Investments

---

Investors

---

Exits

---

New Unicorns

---

Citywise Trends

---

News

---

Funded Deadpooled Companies

---

Appendix

---

# Contents

---

**Snapshot**

---

---

Snapshot

---

Investments

---

Investors

---

Exits

---

New Unicorns

---

Citywise Trends

---

News

---

Funded Deadpooled Companies

---

Appendix

---

# Tracxn Insights (1/5)

- The US FinTech ecosystem continues to be the highest-funded FinTech startup ecosystem on a global scale in Q3 2023, similar to the overall trends
  - FinTech sector has been the second highest funded sector in the US startup ecosystem based on the funding till date
- The US FinTech startup ecosystem witnessed its peak funding in 2021, after which the funding started to decline rapidly
  - Q2 2023 witnessed an uptick in funding with the \$6.8B funding round from Stripe, after which the funding again started to follow a similar downward trend
  - September has become the least funded month in Q3 2023 and second-lowest funded month in 2023 after February
  - This decline in funding can be attributed to the global economic slowdown, increasing interest rates and the after effects of the banking crisis among others, making it difficult for investors to make investment decisions
  - The US FinTech startup ecosystem witnessed a total of \$2.7B in Q3 2023, a 74% decline as compared to \$10.2B raised in Q2 2023 and 51% decline from \$5.5B in Q3 2022

# Tracxn Insights (2/5)

- This drop in funding is majorly due to the decline in late-stage funding rounds. Late-stage rounds in Q3 2023 witnessed a funding of \$1.3B, a 84% decline compared to \$8.1B raised in Q2 2023 and a decline of 34% compared to \$2.1B raised in Q3 2022
  - Early-stage rounds in Q3 2023 witnessed a funding of \$1.2B, a drop of 37% compared to \$1.9B raised in Q2 of 2023, and also a drop of 56% compared to \$2.75B raised in Q3 2022
  - Seed-stage rounds in Q3 2023 witnessed funding of \$187M, a 37% drop compared to \$297M raised in Q2 2023 and a similar drop compared to \$632M raised in Q3 2022
- Q3 2023 has witnessed seven \$100M+ rounds with one company raising over \$300M in funding
  - Ramp, an online corporate credit card and spend management solutions for startups, raised \$300M in a series D round co-led by existing backer Thrive Capital and new investor Sands Capital at a post-money valuation of \$5.8 billion
    - This funding round becomes one of the top 3 equity investments in the US FinTech sector in 2023 based on funding
  - AlphaSense, an AI interfaced market intelligence and search platform, raised \$150M in a series E round led by CapitalG, Viking Global Investors, Goldman Sachs and new backer BAM Elevate.

# Tracxn Insights (3/5)

- Finance and Accounting Tech, Payments and Insurance IT were the top funded segments in this space
  - Finance and Accounting Tech segment has received a total funding of \$758M in Q3 2023, an increase of 119% from \$346M raised in Q2 2023
  - Payments segment raised only \$540M in funding in Q3 2023, compared to \$7.37B in Q2 2023. This is a drop of more than 92%
    - Despite being one of the top funded segments in the US FinTech space, Payments is also one of the most affected segments in Q3 2023
  - Investment Tech segment witnessed a total funding of \$326M in Q3 2023, a drop of more than 75% compared to \$1.32B funds raised in Q2 2023
  - While funding in most of the top-performing segments have witnessed a decline, multiple segments have experienced an increase in investor interest
    - Funding in the Alternative Lending segment has increased from \$155M in Q2 2023 to \$385M in Q3 2023, an increase of 148%
    - Funding in Insurance IT segment has increased from \$162M in Q2 2023 to \$316M in Q3 2023, an increase of almost 95%

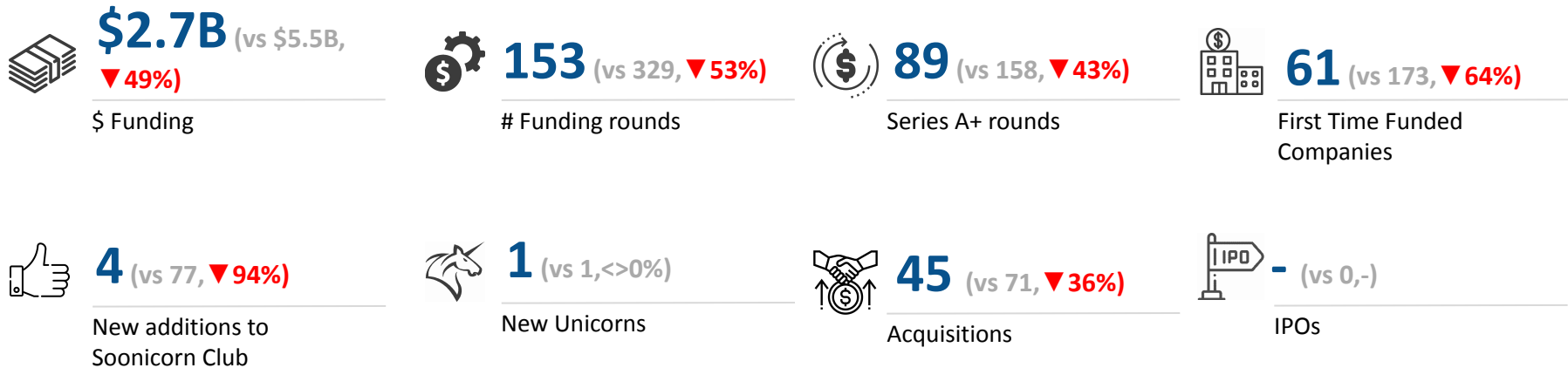
# Tracxn Insights (4/5)

- Funding in RegTech has increased from \$186M in Q2 2023 to \$278M in Q3 2023, an increase of almost 50%
- Kin, a company providing Home Insurance solution became a Unicorn in US FinTech space in Q3 2023 similar to one unicorn witnessed in Q2 2023
  - Kin is one among the four FinTech Unicorns, that emerged in Q3 2023 on a global scale
  - Only two Unicorn companies have been witnessed in the US FinTech space in 2023 YTD
  - A total of nine companies have reached Unicorn status in the FinTech space in 2023 on a global scale and US is the only region that has contributed two Unicorns
- A total of 45 acquisitions were witnessed in Q3 2023, compared to 46 acquisitions in Q2 2023. This is a drop of 2% and also a drop of 36% compared to 71 acquisitions in Q3 2022
  - Syntellis Performance Solutions was acquired by Roper Technologies at a price of \$1.25B making it the highest valued acquisition in Q3 2023 in the US FinTech space and also one of the top 5 acquisitions in the FinTech space globally in 2023
  - An asset portfolio management platform provider Burgiss was acquired by MSCI at a price of \$697M, making it one of the top three acquisitions in the US FinTech space in 2023 based on acquisition price

# Tracxn Insights (5/5)

- No IPOs were witnessed in Q3 2023, similar to Q3 2022. However, one company QuoteMedia went public in Q2 2023
- San Francisco leads the funding in FinTech US space, followed by Boston and Miami
- Y Combinator, Techstars and Andreessen Horowitz are the overall most active investors in the US FinTech Space
  - Plug and Play Tech Center, Better Tomorrow Ventures and Techstars were the top investors in seed stage in Q3 2023
  - Commerce Ventures and General Catalyst were the top investors in early-stage rounds in Q3 2023
  - Geodesic Capital, PSG and LUN Partners Group were the top investors in late-stage rounds in Q3 2023

# FinTech - US Snapshot - Q3 2023



## FinTech - US All time Stats

### Summary

All Companies	34,169
Funded Companies	6,079
Total Funding	\$203B
Funding in last 24 months	\$63.5B
Cumulative Valuation of all Unicorns	\$NaNB

### Exits

Acquisitions	2,615
IPOs	183

### Companies Covered

Unicorns	129
Soonicorns	437
Minicorns	1,149
Editor's Pick	4,164
Series A+	1,962
Series C+	421
Acqui-Hires	10
Deadpooled	6,418

<b>Top Cities</b>	San Francisco (\$52.4B)
	New York City (\$35.1B)

## Top Funding Rounds

Company	Round Details
Ramp (2006, Boston)	\$300M - Series D
PayJoy (2015, San Francisco)	\$150M - Series C
Novo (2016, Miami)	\$125M - Series C
Teamshares (2018, Brooklyn)	\$124M - Series D
Jerry (2017, Palo Alto)	\$110M - Series C

## Top Feeds

Feed	\$Funding
Finance & Accounting Tech	\$758M
Payments	\$540M
Online Travel	\$396M
Insurance IT	\$316M
Banking Tech	\$315M

## Top Cities

City	\$Funding
San Francisco	\$553M
Boston	\$356M
Miami	\$326M
Palo Alto	\$259M
New York City	\$166M

\*Data from 01-Jul-2023 to 22-Sep-2023 is considered in report

Note: Numbers in bracket indicate the values of Q3 2022

# Contents

---

Snapshot

---

**Investments**

---

Investors

---

Exits

---

New Unicorns

---

Citywise Trends

---

News

---

Funded Deadpooled Companies

---

Appendix

---



---

Q-o-Q Funding Trends

---

Q-o-Q Stage-wise Funding Trends

---

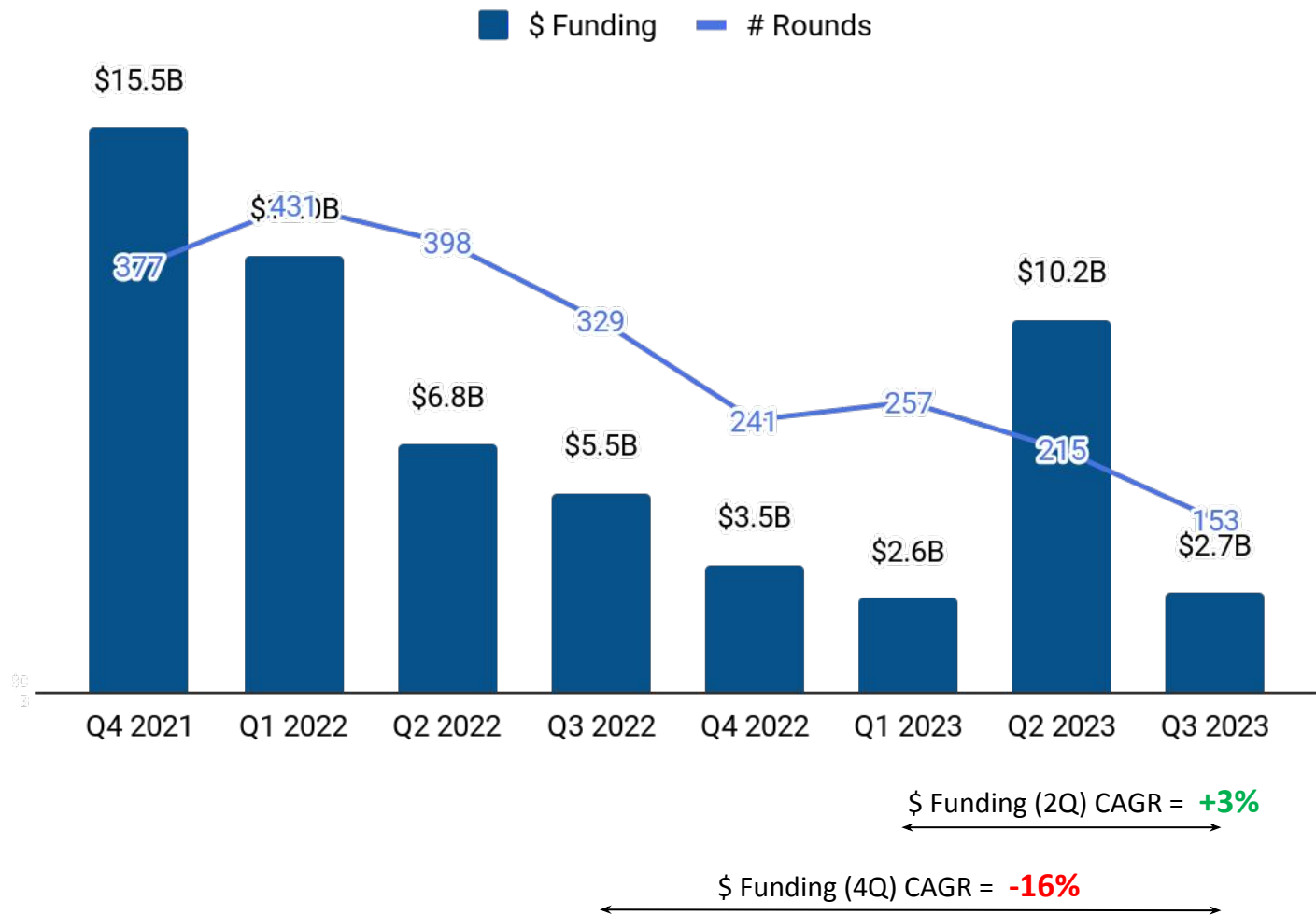
Top Funding Rounds in last quarter

---











Top Funded Business Models - last 1 quarter

---

# Q-o-Q Funding Trends



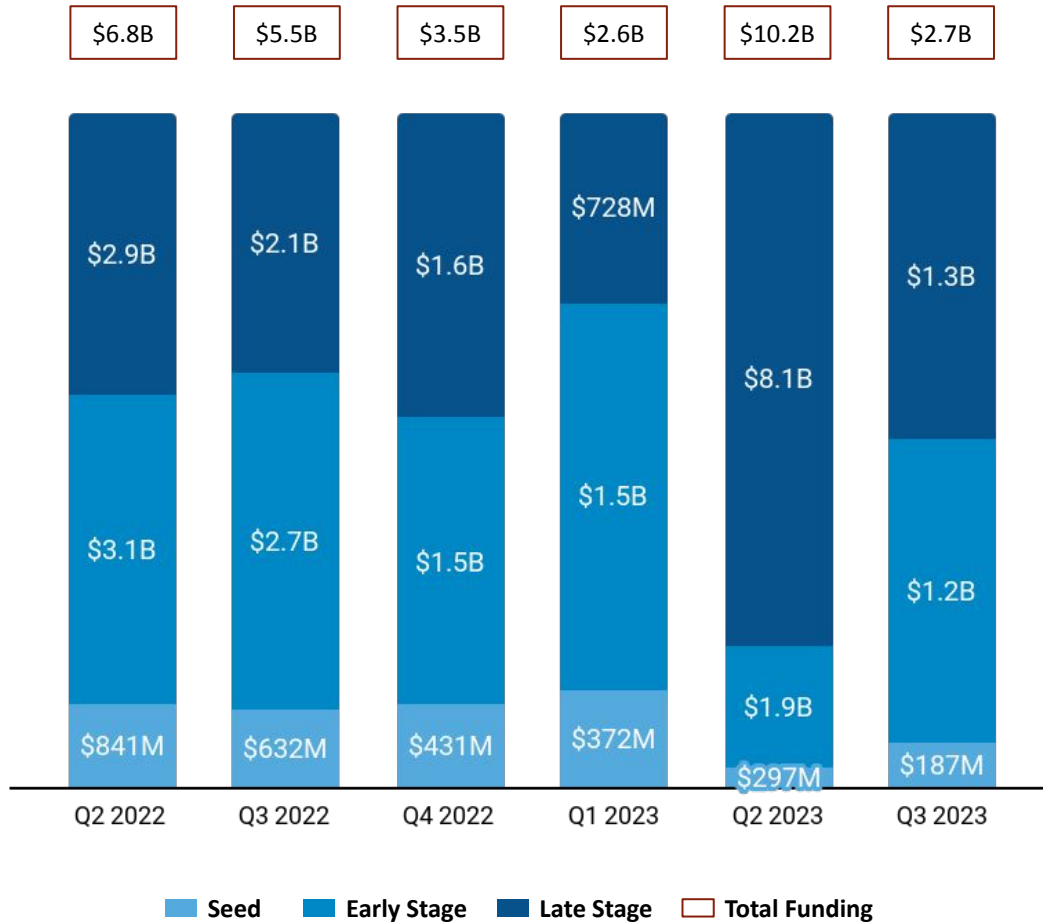
## Top Funding Rounds in last 8 quarters

Company	Funding Round
 Stripe (2009, San Francisco)	\$6.9B - Series I
 Devoted Health (2017, Eagan)	\$1.1B - Series D
 NYDIG (2017, New York City)	\$1.0B - Series E
 Celsius (2017, Hoboken)	\$750M - Series B
 Forte (2019, San Francisco)	\$725M - Series B
 Cross River (2008, Fort Lee)	\$620M - Series D
 MoonPay (2019, Remote)	\$555M - Series A
 Fireblocks (2018, New York City)	\$550M - Series E
 Clean Capital (2015, New York City)	\$500M - Series B
 YipitData (2012, New York City)	\$475M - Series E

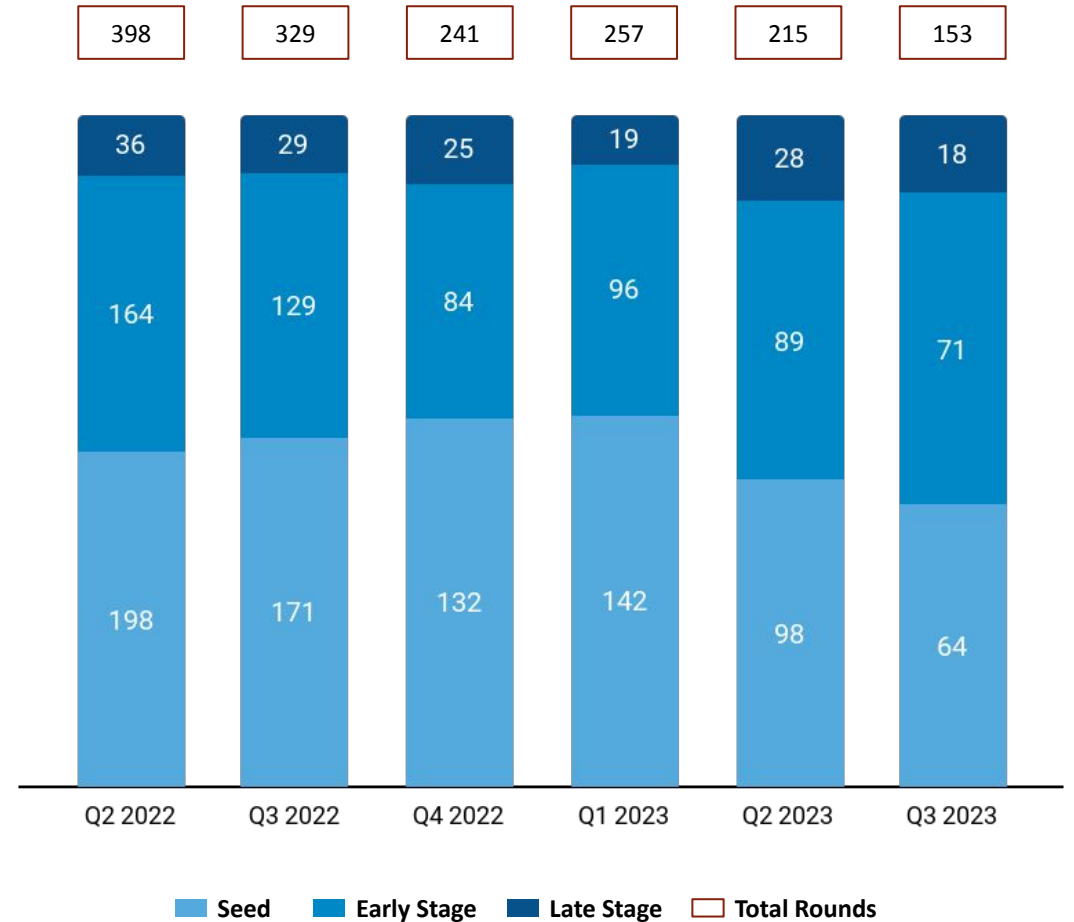
Note: Funding includes only Equity Funding. It excludes Debt, Grant, Post-IPO and ICO funding.

# Q-o-Q Stage-wise Funding Trends

### Stage-wise \$ Invested




### Stage-wise Number of Rounds















Note: Seed includes Seed, Angel rounds. Early Stage includes Series A,B rounds. Late Stage includes Series C+, PE, Pre-IPO rounds.





# Top Funding Rounds in Q3 2023 (1/2)

Company	\$ Amount	Round	Date	Investors
 Ramp (2006, Boston, \$970M)	\$300M	Series D	Aug 2023	Thrive Capital, Founders Fund, General Catalyst, <a href="#">+3 more</a>
 PayJoy (2015, San Francisco, \$190M)	\$150M	Series C	Jul 2023	Warburg Pincus, Citi, Greylock, <a href="#">+2 more</a>
 Novo (2016, Miami, \$298M)	\$125M	Series C	Aug 2023	Victory Park Capital Advisors
 Teamshares (2018, Brooklyn, \$245M)	\$124M	Series D	Aug 2023	Spark Capital, Union Square Ventures, Khosla Ventures, <a href="#">+2 more</a>
 Jerry (2017, Palo Alto, \$213M)	\$110M	Series C	Aug 2023	Highland Capital Partners, TriplePoint Capital, <a href="#">+2 more</a>
 Resilience (2016, San Francisco, \$325M)	\$100M	Series D	Aug 2023	Lightspeed Venture Partners, Founders Fund, General .., <a href="#">+1 more</a>
 BitGo (2013, Palo Alto, \$171M)	\$100M	Series C	Aug 2023	-
 ClassWallet (2014, Miami, \$107M)	\$95M	Series A	Aug 2023	Guidepost Growth Equity, Education Growth Partners
 Lyric (2017, King Of Prussia, \$90.9M)	\$91M	Series C	Aug 2023	-
 Tradecraft (2010, San Francisco, \$1.2B)	\$70M	Series G	Aug 2023	HSBC, Fuel Venture Capital, LUN Partners Group, <a href="#">+4 more</a>
 Nomad (2019, Menlo Park, \$113M)	\$61M	Series B	Aug 2023	Spark Capital, Stripes, Tiger Global Management, <a href="#">+4 more</a>
 Futureverse (2022, Los Angeles, \$54.0M)	\$54M	Series A	Jul 2023	Ripple, 10T

# Top Funding Rounds in Q3 2023 (2/2)

Company	\$ Amount	Round	Date	Investors
 <b>Collective</b> (2005, San Francisco, \$82.0M)	\$50M	Series B	Jul 2023	General Catalyst, QED Investors, Gradient Ventures, <a href="#">+4 more</a>
 <b>RECUR</b> (1998, Miami, \$50.0M)	\$50M	Series A	Aug 2023	-
 <b>Beam</b> (2012, Columbus, \$209M)	\$41M	Series E	Sep 2023	Georgian
 <b>Karat</b> (2019, Palo Alto, \$100M)	\$40M	Series B	Jul 2023	CRV, GGV Capital, Union Square Ventures, <a href="#">+3 more</a>
 <b>Rialtic</b> (2020, Atlanta, \$81.0M)	\$37M	Series B	Aug 2023	-
 <b>Lula</b> (2020, Miami, \$53.5M)	\$36M	Series B	Aug 2023	Founders Fund, Khosla Ventures, Plug and Play Tech C., <a href="#">+1 more</a>
 <b>SpyCloud</b> (2016, Austin, \$93.5M)	\$35M	Series D	Aug 2023	Riverwood Capital
 <b>Exactera</b> (2001, Tarrytown, \$73.0M)	\$33M	Series B	Jul 2023	Insight Partners, Savant Growth
 <b>Kin</b> (2016, Chicago, \$300M)	\$33M	Series D	Sep 2023	Geodesic Capital, QED Investors, Alpha Edison
 <b>Cosmic Wire</b> (2018, Los Angeles, \$30.0M)	\$30M	Seed	Jul 2023	Polygon, Solana
 <b>Collectly</b> (2015, San Francisco, \$34.0M)	\$29M	Series A	Jul 2023	Y Combinator, Burst Capital, Cabra VC
 <b>Steadily</b> (2020, Austin, \$60.1M)	\$29M	Series B	Jul 2023	Clocktower Technology Ventures, Matrix Partners, <a href="#">+1 more</a>

# Top Funded Business Models - last 1 quarter

Rank	Business Model	\$ Funding	# Rounds	Top Funding Round
<b>1</b> ..	Travel Expense Management	\$396M	4	 Ramp \$300M - Series D
<b>2</b> ..	Employee Benefits Software	\$353M	3	 Beam \$40.9M - Series E
<b>3</b> ▲ <sup>12</sup>	Data Security	\$344M	1	 Manta Network \$25.0M - Series A
<b>4</b> ..	Travel & Expense Card	\$300M	1	 Ramp \$300M - Series D

\* Rank is based on \$Invested in last 1 quarter in the Business Model. ▲ - Indicates change in Rank from previous quarter.

# Contents

---

Snapshot

---

Investments

---

**Investors**

---

Exits

---

New Unicorns

---

Citywise Trends

---

News

---

Funded Deadpooled Companies

---

Appendix

---



---

Q-o-Q Investors

---

Q-o-Q Global Investors

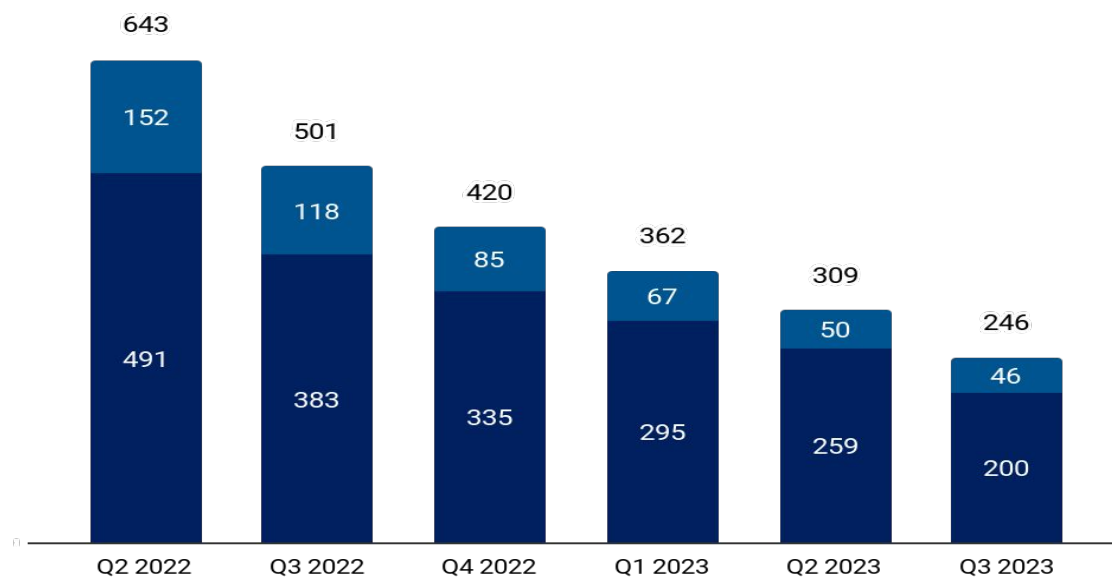
---

Most Active Investors

---

# Q-o-Q Investors

## Q-o-Q # of unique Institutional Investors in FinTech - US










# First Time Investors (2Q) CAGR = **-17%**

# First Time Investors (4Q) CAGR = **-21%**

■ First-time Investors    ■ Existing Investors

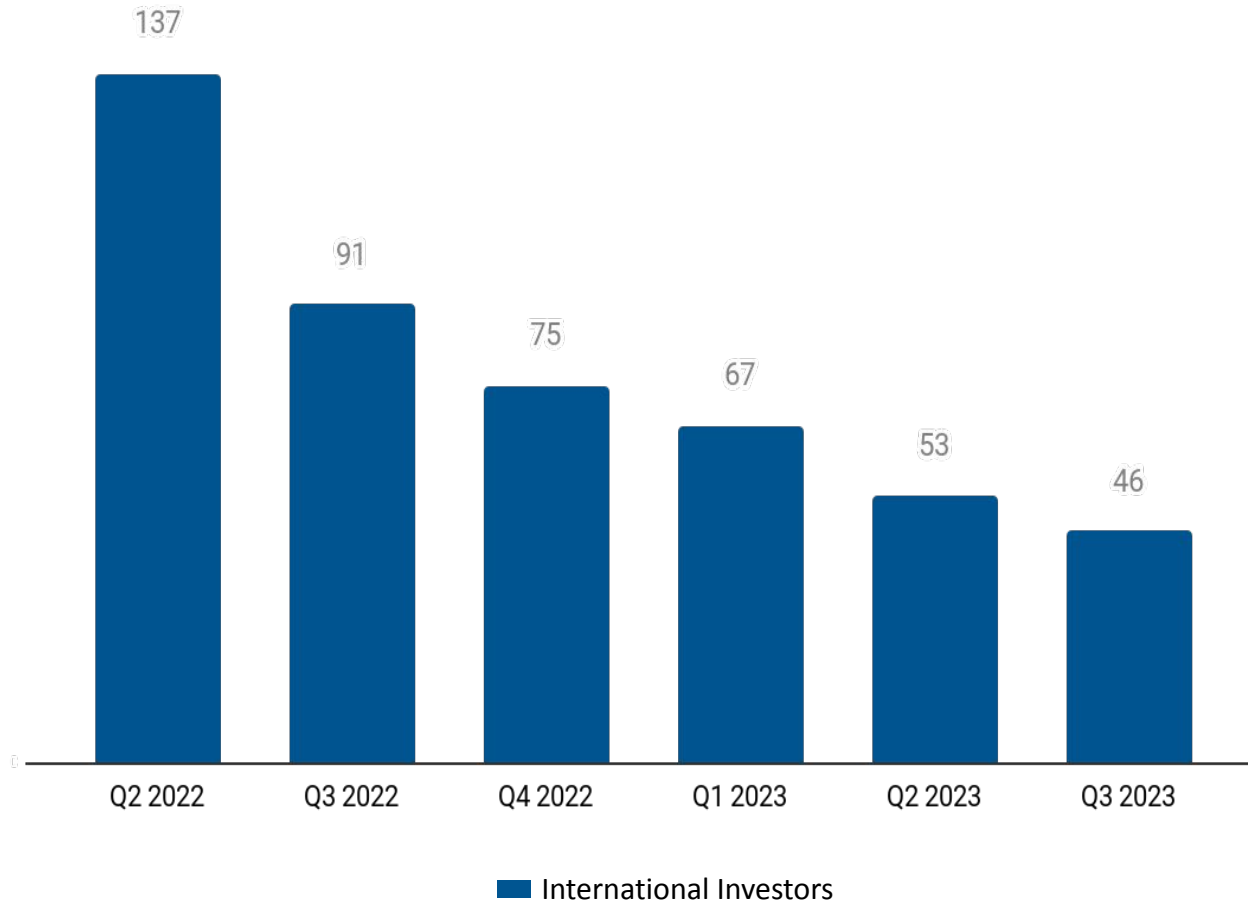
## Top Institutional Investors with in Q3 2023

Stage	Investor name	# Investments in Q3 2023
Seed Stage	 Plug and Play Tech Center	3 (▼50%)
	 Better Tomorrow Ventures	2 (<= 0%)
	 Techstars	2 (▼33%)
Early Stage	 Commerce Ventures	3 (▲200%)
	 General Catalyst	1 (▼50%)
Late Stage	 LUN Partners Group	1 (--)
	 Doha Venture Capital	1 (--)






Note: First-time investors and Existing Investors are calculated from the available Equity Funding Rounds on Tracxn Platform. 1.The numbers in bracket correspond to the change from Q3 2022.

# Q-o-Q International Investors

## Q-o-Q # of unique Institutional Investors in FinTech - US













## Top International Institutional Investors in Q3 2023

Stage	Investor name	# Investments in Q3 2023
Seed Stage	 Alliance DAO	2 (▲100%)
	 LBank Labs	2 (--)
	 Matrix Partners India	1 (--)
Late Stage	 LUN Partners Group	1 (--)
	 Doha Venture Capital	1 (--)











Note: International Investors are the investors who are based outside of the Geo mentioned in the report. 1.The numbers in bracket correspond to the change from Q3 2022.

# Most Active Investors: Accelerators & Incubators

#	Investor Name	Country	# Overall investments	# Investments in Geo* - Q3 2023	Notable Portfolio Investments in Geo*
1	 Plug and Play Tech Center	United States	1466	3	Jerry (\$213M), Screenshot (\$103M), Lula (\$53.5M)
2	 Techstars	United States	3303	2	Ramp (\$970M), Novo (\$298M), ClassWallet (\$107M)
3	 Y Combinator	United States	4376	2	Jerry (\$213M), Karat (\$100M), Collectly (\$34.0M)
4	 Alliance DAO		21	2	Manta Network (\$31.6M), Raleon (\$3.8M)
5	 LBank Labs	United Arab Emirates	2	2	LunarCRUSH (\$5.0M), Bubblemaps (\$3.2M)
6	 500 Global	United States	2165	1	Kin (\$300M), EMTECH (\$10.0M), EMTECH (\$8.0M)
7	 Contrary	United States	50	1	Ramp (\$970M), Teamshares (\$245M), Moment (\$20.0M)
8	 Mucker	United States	125	1	HM Bradley (\$72.1M), Hubly (\$6.7M), ScribeUp (\$3.0M)
9	 Blockchain Founders Fund	Singapore	115	1	Futureverse (\$54.0M), Sigo Insurance (\$12.2M), LunarCRUSH (\$5.0M)
10	 Spartan Group	Singapore	132	1	Manta Network (\$31.6M), Aspecta ID (\$3.5M)











Note: \*Geo = FinTech - US. The number in bracket refers to the total funding raised by the company.

# Most Active Investors: VC - Seed

#	Investor Name	Country	# Overall investments	# Investments in Geo* - Q3 2023	Notable Portfolio Investments in Geo*
1	 Better Tomorrow Ventures	United States	65	2	Ramp (\$970M), Kin (\$300M), Collective (\$82.0M)
2	 Revolution	United States	344	1	Wagmo (\$28.3M), Highwing (\$24.3M), Sigo Insurance (\$12.2M)
3	 CMT Digital	United States	140	1	Circle (\$950M), Tassat (\$68.8M), Trident Digital
4	 Soma Capital	United States	494	1	Ramp (\$970M), Karat (\$100M), Arkifi (\$9.0M)
5	 Correlation Ventures	United States	267	1	RightRev (\$29.8M), Arkifi (\$9.0M)
6	 Accomplice	United States	246	1	HM Bradley (\$72.1M), Koverly (\$7.6M)
7	 Matrix Partners India	India	157	1	EMTECH (\$10.0M), EMTECH (\$8.0M)
8	 Pantera Capital	United States	184	1	BitGo (\$171M), Florida Street (\$5.3M)
9	 Goodwater Capital	United States	216	1	Jerry (\$213M), TANGGapp (\$4.2M)
10	 Kindred Ventures	United States	97	1	Utopia Labs (\$48.3M), DeForm (\$4.6M)





Note: \*Geo = FinTech - US. The number in bracket refers to the total funding raised by the company.

# Most Active Investors: VC - Early Stage

#	Investor Name	Country	# Overall investments	# Investments in Geo* - Q3 2023	Notable Portfolio Investments in Geo*
1	 Commerce Ventures	United States	110	3	Kin (\$300M), Screenshot (\$103M), Karat (\$100M)
2	 Spark Capital	United States	295	2	Ramp (\$970M), Teamshares (\$245M), Nomad (\$113M)
3	 General Catalyst	United States	659	1	Ramp (\$970M), Circle (\$950M), Resilience (\$325M)
4	 Founders Fund	United States	504	1	Ramp (\$970M), Resilience (\$325M), BitGo (\$171M)
5	 Khosla Ventures	United States	586	1	Teamshares (\$245M), Jetty (\$65.5M), Lula (\$53.5M)
6	 IA Capital Group	United States	61	1	Screenshot (\$103M), Certificial (\$21.0M), The Demex Group (\$18.2M)
7	 Union Square Ventures	United States	203	1	Teamshares (\$245M), PayJoy (\$190M), Karat (\$100M)
8	 QED Investors	United States	201	1	Kin (\$300M), Collective (\$82.0M), Caliza (\$6.1M)
9	 Avanta Ventures	United States	26	1	Kin (\$300M), Companion Protect (\$27.0M), Delos (\$12.6M)
10	 Venrock	United States	405	1	Moment (\$20.0M), Paynuity (\$105K)











Note: \*Geo = FinTech - US. The number in bracket refers to the total funding raised by the company.

# Most Active Investors: VC - Late Stage

#	Investor Name	Country	# Overall investments	# Investments in Geo* - Q3 2023	Notable Investments in Geo*
1	 Geodesic Capital	United States	52	1	Kin (\$300M)
2	 PSG	United States	114	1	Versatile Credit
3	 LUN Partners Group	China	22	1	Tradeshift (\$1.2B)
4	 Doha Venture Capital	Qatar	5	1	Tradeshift (\$1.2B)

Note: \*Geo = FinTech - US. The number in bracket refers to the total funding raised by the company.

# Most Active Investors: PE

#	Investor Name	Country	# Overall investments	# Investments in Geo* - Q3 2023	Notable Investments in Geo*
1	 Valor Equity Partners	United States	239	1	BitGo (\$171M), CompScience (\$16.0M)
2	 Warburg Pincus	United States	429	1	PayJoy (\$190M)
3	 Invus	United States	148	1	PayJoy (\$190M)
4	 Riverwood Capital	United States	90	1	SpyCloud (\$93.5M)
5	 Monashees	Brazil	92	1	Nomad (\$113M)
6	 Cowles Company	United States	43	1	Treasury4 (\$24.6M)
7	 Education Growth Partners	United States	16	1	ClassWallet (\$107M)
8	 Tamarack Global	United States	16	1	Afterparty (\$12.0M)
9	 Gallatin Point Capital	United States	5	1	Delos (\$12.6M)
10	 Wagmi33 Foundation	United States	2	1	Puffer Finance (\$6.2M)

Note: \*Geo = FinTech - US. The number in bracket refers to the total funding raised by the company.

# Contents

---

Snapshot

---

Investments

---

Investors

---

**Exits**

---

New Unicorns

---

Citywise Trends

---

News

---

Funded Deadpooled Companies

---

Appendix

---



---

Exit Snapshot

---

List of Acquisitions


---


Most Active Acquirers


---


# Exit Snapshot - Q3 2023

## IPOs - Q3 2023 (vs Q3 2022)

 **0** (vs 0)  
# IPOs

 - (vs -)  
Avg. yrs from first funding to IPO

 - (vs -)  
Avg. Funding raised before IPO

 - (vs -)  
Avg. IPO Mcap

## Acquisitions - Q3 2023 (vs Q3 2022)






 **45** (vs 71)  
# Acquisitions

 **6.3** (vs 7.8)  
Avg. yrs from first funding to Acq.

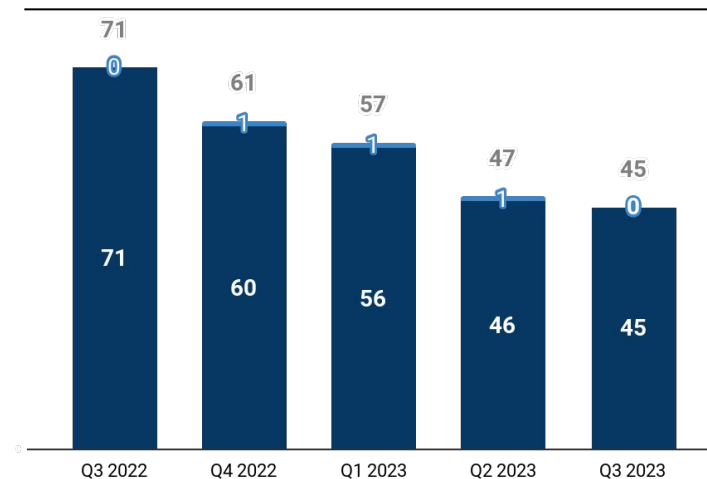
 **\$73.7M** (vs \$54.9M)  
Avg. Funding raised before Acq.

 **\$430M** (vs \$1.4B)  
Avg. Acq. Price




## Top Investors by # Exits - Q3 2023

Investor	# Exits	Notable Exit
 Alumni Ventures	2	Plastiq, Gilded
 Resolute Ventures	2	CommonStock, Cyrus
 Thayer Ventures	2	Uplift, TRIPBAM
 Secure Octane Investments	2	CyberGRX, Cyrus
 Ten Eleven Ventures	1	CyberGRX






## Q-o-Q Exit Trends



## Top Exits - Q3 2023


Type	Company	Acq. Price/IPO Mcap
Acq.	 Syntellis Performa.. (2020, Chicago)	\$1.3B
	 Burgiss (1987, Hoboken, \$190M)	\$697M
	 Uplift (2014, Sunnyvale, \$695M)	\$100M

# List of Acquisitions - Q3 2023

Company	Acquirer(s)	Acq. Date	Acq. Price
 Syntellis Performance Solutions (2020, Chicago)	Roper Technologies	Aug 2023	\$1B
 Burgiss (1987, Hoboken, \$190M)	MSCI	Aug 2023	\$697M
 Uplift (2014, Sunnyvale, \$695M)	Upgrade	Jul 2023	\$100M
 Incenter (2015, Fort Washington)	Essent Group	Jul 2023	\$100M
 CreditPoint Software (2000, Owasso, \$1M)	Sidetrade	Jul 2023	\$3M

View all 45 companies on [Tracxn Platform](#)

# Most Active Acquirers

#	Acquirer	Country	# Acq.	Average Acq. Price	Companies Acquired
1	 Roper Technologies	United States	1	\$1.3B	Syntellis Performance Solutions (\$1.3B)
2	 MSCI	United States	1	\$697M	Burgiss (\$697M)
3	 Upgrade	United States	1	\$100M	Uplift (\$100M)
4	 Essent Group	United Kingdom	1	\$100M	Incenter (\$100M)
5	 Sidetrade	Argentina	1	\$3.3M	CreditPoint Software (\$3.3M)
6	 Grid151		1	-	Simply Secure Sign
7	 COGENCY GLOBAL	United States	1	-	Tax Guard
8	 Origami Risk	United States	1	-	DAIS
9	 Bitwave	United States	1	-	Gilded

Note: Numbers in bracket indicate the Acquisition Price of the company.

# Contents

---

Snapshot

---

Investments

---

Investors

---

Exits

---

**New Unicorns**

---

Citywise Trends

---

News

---

Funded Deadpooled Companies

---

Appendix

---

▶ Unicorn Trends

---


List of New Unicorns

---


# Unicorn Trends in Q3 2023


## FinTech - US - Q3 2023 (vs Q3 2022)

 **1** (vs 1)  
# Total Unicorns

 **5.6** (vs 3.2)  
Avg Years from Series A to Unicorn Round


 **\$587M** (vs \$70.0M)  
Avg \$ Funding before Unicorn Round

 **11** (vs 3)  
Avg # Funding Rounds before Unicorn Round

 **22** (vs 19)  
Avg Institutional Investors before Unicorn Round


## Global - Q3 2023 (vs Q3 2022)

 **11** (vs 29)  
# Total Unicorns

 **3.6** (vs 5.2)  
Avg Years from Series A to Unicorn Round

 **\$362M** (vs \$260M)  
Avg \$ Funding before Unicorn Round

 **3.3** (vs 4.6)  
Avg # Funding Rounds before Unicorn Round


 **5.9** (vs 9.1)  
Avg Institutional Investors before Unicorn Round

### Top Seed Stage Investors

 M25

 500 Global


 Chicago Ventures


 Commerce Ventures

 Nameless Ventures

[+ 3 more](#)

### Top Early Stage Investors

 August Capital

 Avanta Ventures

 Hudson Structured


 AllegisNL Capital


 Alpha Edison

[+ 6 more](#)

### Top Late Stage Investors

 Alpha Edison

 Geodesic Capital

 Hudson Structured Capital Management

 QED Investors

 AllegisNL Capital

[+ 8 more](#)

### Top Cities

Chicago (1)

Note: Investors refers to Institutional Investors only. Top Investors are calculated based on investments before the Unicorn Round.

# List of New Unicorns

Company	Short Description	Unicorn Event Date	Time from Series A (yrs) <sup>1</sup>	\$Funding before Unicorn Round <sup>2</sup>	# Rounds <sup>2</sup>	# Investors <sup>2</sup>
<b>kin.</b> Kin (2016, Chicago, \$300M)	Online platform for homeowner insurances for individuals	Sep 2023	5.6	\$587M	11	22

Full List of 1 unicorn is available on [Tracxn Platform](#)

1 - Time taken from First funding to the Unicorn Event Date. 2 - Before Unicorn Round

# Contents

---

Snapshot

---

Investments

---

Investors

---

Exits

---

New Unicorns

---

**Citywise Trends**

---

News

---

Funded Deadpooled Companies

---

Appendix

---

▶ Cities by Total Funding

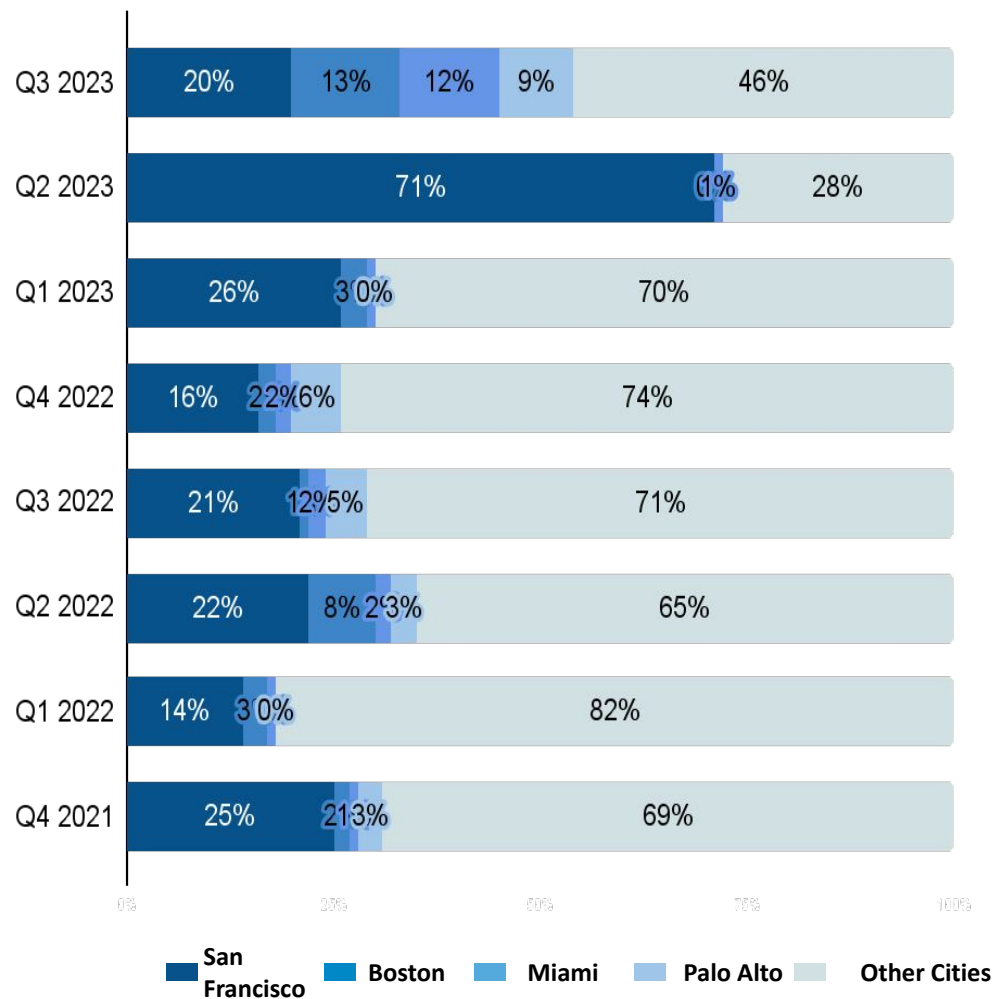
---

Cities by Funding raised in last 2 quarters

---

# Citywise Trends - Total Funding

## Distribution by Cities - Total Funding (\$)



### Total Funding

### Top Companies

\$2.8B

**PayJoy**  
(\$150M)

**Ramp**  
(\$300M)

**Novo**  
(\$125M)

\$10.3B

**Stripe**  
(\$6.9B)

**Groma**  
(\$29.3M)

**Nimbus**  
(\$70.0M)

\$2.6B

**Juniper Sq..**  
(\$133M)

**Assured AI..**  
(\$42.5M)

**Marco**  
(\$8.2M)

\$3.5B

**Tally**  
(\$80.0M)

**MetaStreet**  
(\$10.0M)

**Novo**  
(\$35.0M)

\$5.5B

**Coalition**  
(\$250M)

**Fairmarkit**  
(\$35.6M)

**Avenue**  
(\$94.0M)

\$6.8B

**AlphaSense**  
(\$225M)

**Circle**  
(\$400M)

**Meow**  
(\$28.1M)

\$12.0B

**Flutterwav..**  
(\$250M)

**Ramp**  
(\$200M)

**Novo**  
(\$90.4M)

\$15.5B


























**Forte**  
(\$725M)

**Zone & Com..**  
(\$76.0M)

**HealthCare..**  
(\$50.0M)

# Citywise Trends - Funding raised in last 2 Quarters

## Funding raised in 2 Qtrs (Market Share %)

Rank	City	Q3 2023		Q2 2023		Top Funded Companies in Q3 2023		
		#	%	#	%			
1	San Francisco	\$586M	21 %	\$7.3B	81 %	 PayJoy \$150M	 Resilience \$100M	 Tradeshift \$70.0M
2	Boston	\$356M	13 %	\$50.6M	1 %	 Ramp \$300M	 Manta Netw.. \$25.0M	 Lendbuzz \$24.0M
3	Miami	\$326M	12 %	\$88.4M	1 %	 Novo \$125M	 ClassWalle.. \$95.0M	 RECUR \$50.0M
4	Palo Alto	\$259M	9 %	0	-	 Jerry \$110M	 BitGo \$100M	 Karat \$40.0M
5	New York City	\$169M	6 %	\$1.0B	11 %	 IYK \$18.9M	 Moment \$17.0M	 Certificia.. \$15.2M
6	Los Angeles	\$146M	5 %	\$185M	2 %	 Futurevers.. \$54.0M	 Cosmic Wir.. \$30.0M	 Runway \$27.5M
7	Brooklyn	\$124M	4 %	\$5.9M	0 %	 Teamshares \$124M		
8	King Of Prussia	\$90.9M	3 %	0	-	 Lyric \$90.9M		
9	Austin	\$83.8M	3 %	\$97.8M	1 %	 SpyCloud \$35.0M	 Steadily \$28.5M	 Flueid \$10.0M
10	Menlo Park	\$75.7M	3 %	0	-	 Nomad \$61.0M	 Allocate \$10.0M	Firstcard \$4.7M

# Contents

---

Snapshot

---

Investments

---

Investors

---

Exits

---

New Unicorns

---

Citywise Trends

---

**News**

---

Funded Deadpooled Companies

---

Appendix

---

▶ Recent Key News

---

# Recent Key News (1/3)

## Transactions

---

- Fleetcor extends payroll card portfolio with SOLE Financial acquisition [Electronic Payments International](#)
- Mastercard wraps up acquisition of cross-border payments firm Transfast [Electronic Payments International](#)
- IBT Apps Acquires PowerLender - A Loan Origination System for Banks [IBT Apps](#)
- JustWorks to acquire global employment platform Via [AIM Group](#)
- BSG Acquires Maritime Software Company [marinelink.com](#)
- Tether acquires 20% stake in German Bitcoin miner Northern Data in unusual equity deal: Report [CryptoSlate](#)
- Mesh, which helps people manage their digital assets, raises \$22M [TechCrunch+](#)
- Allocate Closes \$10M Strategic Capital [FinSMEs](#)
- Roblox acquires voice moderation startup Speechly [Global Village Space](#)
- HealNow Raises \$5.5M in Seed Funding [FinSMEs](#)

## Company Updates

---

- Tipalti lights up Expenses solution and Tipalti Card [Enterprise Times](#)
- Navan adds NDC content from four European flag carriers [Business Travel News Europe](#)
- Consumer groups says Mastercard is selling cardholders' data without consent [CBS News](#)
- Mastercard introduces Virtual Card Receivables Service [Electronic Payments International](#)
- Varo Introduces Free Payments Service to Debit Cards [svdaily.com](#)
- Celsius Now Reaches Agreement With Earn Ad Hoc Group And Simon Dixon [Coincu](#)
- Veem Expands Its Real-Time Payment Capabilities by Introducing a Fee-Free Visa Virtual Card [Newswire](#)
- QUODD Revamps Product Suite Post-Xignite Acquisition [Business Wire](#)
- Kyriba to Provide RBC with Cloud-Based Payables and Receivables Finance Solution as the Bank Ex.. [Business Wire](#)
- FreedomPay integrates Amazon's ID service into checkout solution [Finextra](#)

# Recent Key News (2/3)

## Legal

---

- Celsius Network's Bankruptcy Plan Challenged By Retail Crypto Borrowers With \$45M Deal [Coincu](#)
- Australian Regulator Sues Kraken Affiliate For Causing Damages To Users A\$12.95 Million [Coincu](#)
- SEC's Crypto Chief Signals Ramp-Up in Enforcement: 'We're Going to Continue to Bring Those Charges' [Bitcoin](#)
- CFTC Imposes Fine on StoneX for Alleged Disclosure Breach [Finance Magnates](#)
- Visa and Mastercard users warned about SIC investigation [america-retail.com](#)
- SEC Demands Extensive Probe into Binance.US: Asset Custody under Scrutiny [Finance Magnates](#)
- Mila Kunis' Stoner Cats banned from NFT marketplace after SEC charges – Decrypt [crast.net](#)
- Kessler Topaz Meltzer & Check, LLP Announces Deadline in Discover Financial Services (DFS) Securi.. [PR Newswire](#)
- Rosen, Trusted Investor Counsel, Encourages Discover Financial Services Investors with Losses to .. [PR Newswire](#)
- Securities Litigation Associate James (Josh) Wilson encourages investors who suffered losses greater .. [OLTNEWS](#)

## Partnerships

---

- Bridge21 Partners with Bitso to Enable Cross-border Payments from the Us to Latin America [Financial IT](#)
- Eurazeo announces a partnership with fintech, ICapital [Finyear](#)
- Percent Secures Senior Lending Partnership to Expand Capital Sources [ABFJournal](#)
- Your Money Further™ Users Gain Access to a Marketplace of Trusted Credit Unions, Powered by Uni.. [Business Wire](#)
- Insurify Partners with Santander Consumer to Offer Its Customers a Digital Auto & Home Insura.. [Fintech Finance](#)
- Experian Integrates IntoZetta's Data Governance Capabilities with Aperture Data Studio [europawire.eu](#)
- Corvus Insurance expands cyber partnership with Travelers [Reinsurance News](#)
- New Bill Payment Options Launch for San Jose Water Customers Through InvoiceCloud Partnership [Business Wire](#)
- Sandbox Banking partners with MeridianLink [The Paypers](#)
- Corsight AI Integrates with Milestone System XProtect® and Joins Milestone Technology Partner F.. [Business Wire](#)

# Recent Key News (3/3)

## People Movement

---

- Roblox cuts 30 on talent acquisition team as hiring slows [TechCrunch+](#)
- Galaxy Digital Turns to Europe: Appoints New Regional CEO amidst US Regulatory Uncertainty [Finance Magnates](#)
- Square CEO to Be Replaced by Jack Dorsey [Crowdfund Insider](#)
- Infiniti Insurance appoints Belinda Hawkins as a business development manager [Bizcommunity.com](#)
- QBE names Julie Wood as CEO of North America unit [Reinsurance News](#)
- Arta Finance appoints a chief investment officer [Private Banker International](#)
- Sidetrade appoints APAX Partners partner and former Kyriba CEO to its board [GlobeNewswire](#)
- Rimes Appoints Theo Bell as Head of AI Product [Financial IT](#)
- Best Egg Appoints Charles Do as New Chief Consumer Lending Officer [Global FinTech Series](#)
- Pramen Prasad Joins QuantGate Systems Inc.'s Board to Drive [BusinessFortNight](#)

## Other

---

- Workiva Announces 2023 Partner and Customer of the Year Award Winners [Business Wire](#)
- Experian Jumps to 6th Place in IDC FinTech Rankings Top 100 of 2023 [Business Wire](#)
- Wealth Access Wins Best Client Portal in the WealthManagement.com 2023 Industry Awards [Business Wire](#)
- 1Kosmos BlockID Named Best ID Management Solution in 2023 Finovate Awards [Business Wire](#)
- Tipalti targets Europe with new license and localisation [Enterprise Times](#)
- Excel™ Ranks No. 4,255 on the 2023 Inc. 5000 With Three-Year Revenue Growth of 104% [PRWeb](#)
- Incognia Wins 2023 Fraud Innovation Best Digital Identity Verification Award from Datas Insights [PRWeb](#)
- Chimney Wins Best of Show at FinovateFall 2023 for its Newest Product, Chimney Home [Business Wire](#)
- Sift Named a Leader in Fraud Detection, E-commerce Fraud Detection, and Risk-Based Authenticati.. [GlobeNewswire](#)
- Cade approves purchase of Avenue by Itaú [Banijay Americas](#)

# Contents

---

Snapshot

---

Investments

---

Investors

---

Exits

---

New Unicorns

---

Citywise Trends

---

News

---

**Funded Deadpooled Companies**

---

Appendix

---



---

Funded Deadpooled Companies

---

# Funded Deadpooled Companies

Company	\$ Funding
 <b>Aeldra</b> (2019, Palo Alto)	\$3.0M

# Contents

---

Snapshot

---

Investments

---

Investors

---

Exits

---

New Unicorns

---

Citywise Trends

---

News

---

Funded Deadpooled Companies

---

**Appendix**

---

---

Explore more on Tracxn

---

▶ Explore other Reports on Tracxn

---

# Explore more on Tracxn

## Companies

[All Tech Companies](#)

[FinTech - US Companies](#)

[Online Travel Companies](#)

[Companies using AI in Healthcare](#)

[Companies founded by Stanford GSB Alumni](#)

[Soonicorn club in Fintech](#)

[Analyst Picks in Israel Tech](#)

## Company Due Diligence

[Company Detail Page of DoorDash](#)

[Competitors of Freshworks](#)

[Cap Table for TransferWise](#)

[Financials for Ola](#)

[Employee Count for Revolut](#)

## Investment Activity

[Recent funding rounds](#)

[Investment Trends](#)

[Most Active Investors](#)

[Top Funded Business Models](#)

## Exits

[Public Companies](#)

[Acquired Companies](#)

[Most Active Acquirers](#)

## Reports

[Delhivery - Company Report](#)

[Novel Foods - Business Model Report](#)

[HRTech - Feed Report](#)

[FinTech - Top Business Models Report](#)

[India Tech - Top Business Models Report](#)

[FinTech - US - Monthly Report](#)

## Miscellaneous

[Key News in FinTech](#)

[Events in Bay Area](#)

[Angel Investors in United States](#)

[Bluebox](#)

# Explore other Reports on Tracxn

## Company Reports

[Transferwise](#)

[Coursera](#)

[BigBasket](#)

## Business Model Reports

[Novel Foods](#)

[Blockchain Network](#)

[P2P Remittance](#)

## Feed Reports

[HRTech](#)

[Cybersecurity](#)

[Food Tech](#)

## Top Business Models in PA

[FinTech](#)

[Enterprise Applications](#)

[Artificial Intelligence](#)

## Geo Monthly Reports

[US Tech](#)

[Europe Tech](#)

[China Tech](#)

## Unicorn Reports

[Monthly Unicorn Report](#)

## Feed Geo Reports

[FinTech Europe](#)

[Consumer Digital SEA](#)

[HiTech US](#)

## Top Business Models in Geo

[India Tech](#)

[Israel Tech](#)

[UK & Ireland Tech](#)



*Any and all information either accessed from the website [www.tracxn.com](http://www.tracxn.com) or having otherwise originated from Tracxn Technologies Private Limited including but not limited to the information contained herein ("Data") is the sole property of Tracxn Technologies Private Limited (hereinafter "Tracxn"). You shall not recirculate, distribute, transmit, publish, or sell the Data or any portion thereof in any form or by any means, either for commercial or non-commercial use, or permit any third party to use or distribute the Data or any portion thereof; to any other party, except with the prior written consent of Tracxn. You may however incorporate insubstantial portions, extracts, abstracts or summaries from the Data into analysis, presentations or tools for your customers or for your internal use, so long as Tracxn is clearly and visibly identified as the source of information.*

*For further information please refer to our Terms of Use at [www.tracxn.com](http://www.tracxn.com)*

*Copyright © 2023, Tracxn Technologies Limited. All rights reserved.*