

TRACXN GEO QUARTERLY REPORT

**FINTECH - US - Q3 2024**



# Contents

---

Snapshot

---

Investments

---

Investors

---

Exits

---

New Unicorns

---

Citywise Trends

---

News

---

Funded Deadpooled Companies

---

Appendix

---

# Contents

---

**Snapshot**

---

---

Snapshot

---

Investments

---

Investors

---

Exits

---

New Unicorns

---

Citywise Trends

---

News

---

Funded Deadpooled Companies

---

Appendix

---

# Tracxn Insights (1/7)

- The US FinTech startup ecosystem has been the largest Fintech ecosystem on a global scale in terms of funding as well as the number of companies
  - The US Fintech startup ecosystem holds more than 40.1K companies, with more than 7K funded companies. It is home to 137 active FinTech Unicorns as well as 10 active Decacorns
- In Q3 2024, this space secured \$2.7B in funding, representing 42% of the global funding in this space
  - Though the US has raised the highest funding in the Fintech sector in Q3 2024, it has become the least funded quarter in the past five years
  - Q4 2021 was the highest funded quarter in this space, after which the funding started to experience a steady decline
  - The drop can be attributed to rise in interest rates, geopolitical instability and change in investor mindset to invest in profitable businesses among other factors

# Tracxn Insights (2/7)

- The US FinTech startup ecosystem has witnessed a total of \$2.7B in Q3 2024, a 30% decline as compared to \$3.9B raised in Q3 2023 and a 40% decline from \$4.5B in Q2 2024
  - Late-stage funding round in Q3 2024 saw \$1.3B, a decline of 32%, and 50% compared to that of \$1.9B and \$2.6B raised in Q3 2023 and Q2 2024 respectively
  - Early stage funding received \$1.2B funding in Q3 2024, a drop of 29% compared to \$1.7B received in both Q3 2023 and Q2 2024
  - In Q3 2024, a total funding of \$186M was received in the Seed stage, an 49% and 34% fall from \$364M and \$281M raised in Q3 2023 and Q2 2024
  - Q2 2024 was the highest funded quarter in the US Fintech startup ecosystem in 2024 YTD with \$4.5B raised, a 69% growth over \$3.1B raised in Q1 2024

# Tracxn Insights (3/7)

- Q3 2024 has witnessed only 6, \$100M+ rounds with 3 companies raising over \$200M
  - Human Interest, provider of employer-enabled retirement planning solutions, raised \$267M in a Series D round at a post-money valuation of \$1.33B
  - FLYR, provider of AI-powered platform for revenue management, raised \$225M in a Series D round
  - Earned Wealth, financial advisory and wealth management solutions provider for healthcare professionals, raised \$200M in a Series B round
- Finance & Accounting Tech, Payments and Investment Tech are the top-performing sectors based on funding in Q3 2024 in this space
  - Finance & Accounting Tech segment witnessed a total funding of \$643M in Q3 2024, a drop of 34% and 20% compared to \$967M and \$799M raised in Q3 2023 and Q2 2024 respectively
    - FLYR alone has accounted for more than 35% of the total funding raised in this space in Q3

# Tracxn Insights (4/7)

- Payments segment witnessed \$573M in Q3 2024, a drop of 22% and 55% compared to \$737M and \$1.26B raised in Q3 2023 and Q2 2024
  - Aven, provider of home equity-backed credit card, raised \$142M in series D round in Payments segment
  - AtoB, provider of payment solutions for transportation industries, raised \$130M in series C funding round
- Investment Tech segment witnessed a total funding of \$547M in Q3 2024, a drop of 18% and 52% compared to \$669M and \$1.14B raised in Q3 2023 and Q2 2024 respectively
- Alternative Lending and Insurance IT were observed to be the least-performing segments in Q3 2024
  - The Alternative Lending segment received \$127M in Q3 2024 compared to that of \$461M in Q3 2023, a drop of 73%
  - Insurance IT segment in US received \$142M in Q3 2024 compared to \$389M in Q3 2023, a drop

# Tracxn Insights (5/7)

- The U.S. government is taking several initiatives to stimulate investment and innovation in the region
  - The Financial Empowerment Innovation Fund, established by the Treasury, aims to support public and private entities in developing technology-based financial products and enhancing financial literacy
  - Additionally, the Jumpstart Our Business Startups (JOBS) Act facilitates capital raising for small businesses, including fintech startups
  - The Treasury has also emphasized the importance of regulatory frameworks that foster fintech-bank partnerships while ensuring consumer protection
  - Moreover, various federal agencies are collaborating to engage with fintech stakeholders through events and technical assistance, creating a supportive environment for innovation and growth in the sector

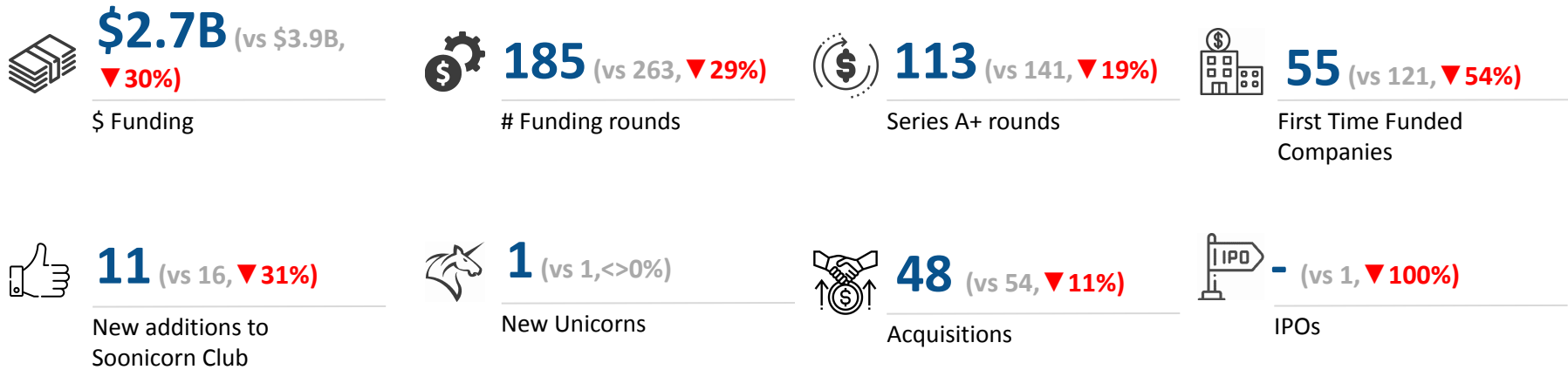
# Tracxn Insights (6/7)

- US Fintech saw 48 acquisitions in Q3 2024, a 11% drop as compared to 54 acquisitions made in Q3 2023 and a 23% drop compared to 62 acquisitions made in Q2 2024
  - ShareFile, which provides secure file exchange solutions for businesses was acquired by Progress at a price of \$875M
  - Stronghold Digital Mining, a crypto mining solutions company was acquired by Bitfarms at a price of \$175M
- Both Q3 2024 and Q3 2023 witnessed 1 unicorn, while this space witnessed 2 unicorns in Q2 2024
  - Aven, a home equity and credits solutions company, achieved unicorn status on raising \$142M funding with a valuation of \$1B
- The sector saw no notable IPOs in Q3 2024, as compared to only 1 company that went public in Q3 2023

# Tracxn Insights (7/7)

- San Francisco, New York City and Santa Monica are the top funded cities in US Fintech startup ecosystem in Q3 2024
- Y Combinator, Techstars and a16z are the overall top investors in this space
  - Y Combinator, Castle Island Ventures and Plug and Play Tech Center were the top seed-stage investors in Q3 2024
  - Curql, Redpoint Ventures and Brewer Lane Ventures were the top early-stage investors Q3 2024

# FinTech - US Snapshot - Q3 2024



## FinTech - US All time Stats

### Summary

All Companies	40,141
Funded Companies	7,862
Total Funding	\$242B
Funding in last 24 months	\$36.7B
Cumulative Valuation of all Unicorns	\$328B

### Exits

Acquisitions	2,223
IPOs	227

### Companies Covered

Unicorns	147
Soonicorns	453
Minicorns	1,226
Editor's Pick	4,284
Series A+	2,396
Series C+	486
Acqui-Hires	707
Deadpooled	10,064

<b>Top Cities</b>	San Francisco (\$59.6B)
	New York City (\$44B)

## Top Funding Rounds

Company	Round Details
Human Interest (2015, San Francisco)	\$267M - Series D
FLYR (2020, Santa Monica)	\$225M - Series D
Earned (2021, New York City)	\$200M - Series B
Aven (2019, Burlingame)	\$142M - Series D
AtoB (2018, San Francisco)	\$130M - Series C

## Top Feeds

Feed	\$Funding
Investment Tech	\$801M
Finance & Accounting Tech	\$639M
Payments	\$569M
Online Travel	\$287M
Internet First Insurance Platforms	\$265M

## Top Cities

City	\$Funding
San Francisco	\$750M
New York City	\$610M
Santa Monica	\$225M
Burlingame	\$142M
Eagan	\$112M

\*Data from 01-Jul-2024 to 30-Sep-2024 is considered in report

Note: Numbers in bracket indicate the values of Q3 2023

# Contents

---

Snapshot

---

**Investments**

---

Investors

---

Exits

---

New Unicorns

---

Citywise Trends

---

News

---

Funded Deadpooled Companies

---

Appendix

---



---

Q-o-Q Funding Trends

---

Q-o-Q Stage-wise Funding Trends

---

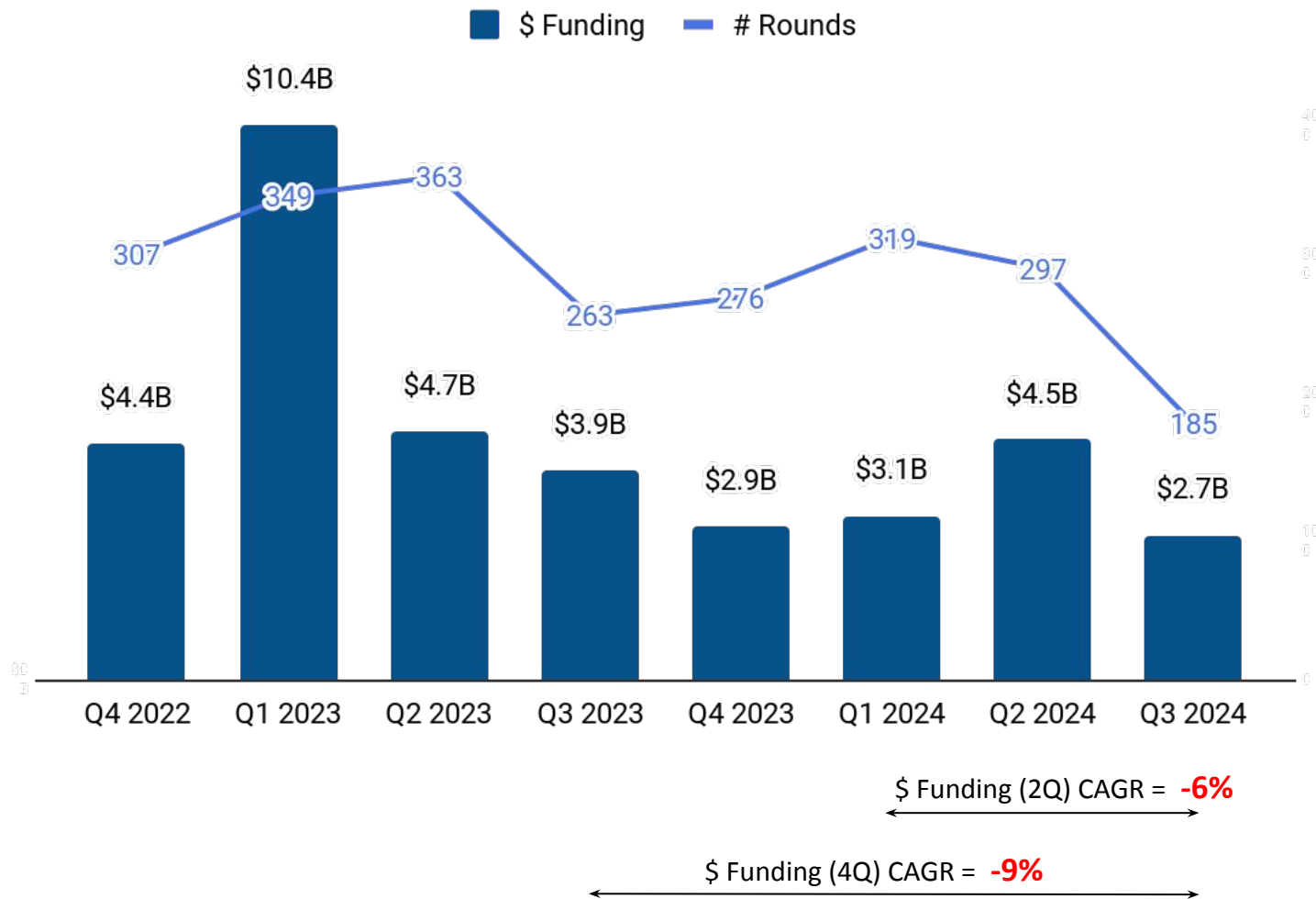
Top Funding Rounds in last quarter

---

Top Funded Business Models - last 1 quarter

---

# Q-o-Q Funding Trends



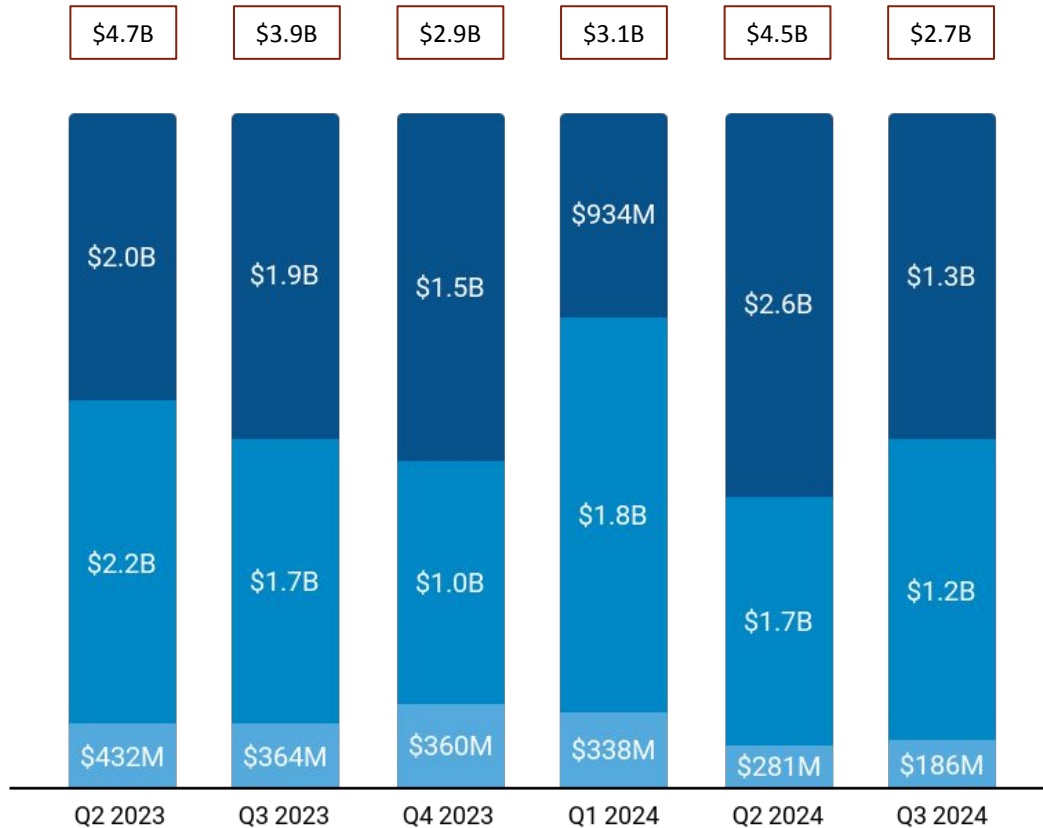
## Top Funding Rounds in last 8 quarters

Company	Funding Round
Stripe (2009, San Francisco)	\$6.9B - Series I
Stripe (2009, San Francisco)	\$694M - Series I
AlphaSense (2011, San Francisco)	\$650M - Series F
Clean Capital (2015, New York City)	\$500M - Series B
Lessen (2019, Scottsdale)	\$500M - Series C
Tryllian Bank (2021, Los Angeles)	\$415M - Series C
Bilt Rewards (2021, New York City)	\$348M - Series B
Ramp (2019, New York City)	\$339M - Series D
NFT Universe (2023, Denver)	\$300M - Series D
Clear Street (2018, New York City)	\$270M - Series B

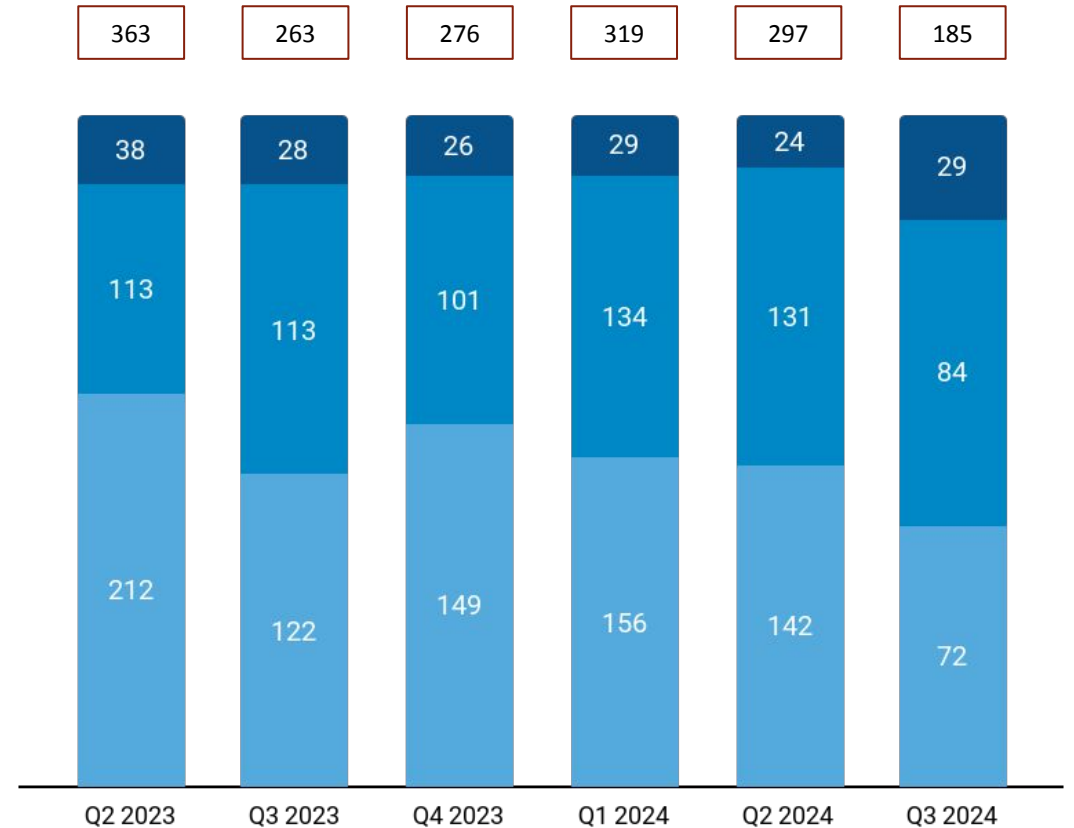
Note: Funding includes only Equity Funding. It excludes Debt, Grant, Post-IPO and ICO funding.

# Q-o-Q Stage-wise Funding Trends

### Stage-wise \$ Invested



### Stage-wise Number of Rounds














Seed Early Stage Late Stage Total Funding













Seed Early Stage Late Stage Total Rounds

Note: Seed includes Seed, Angel rounds. Early Stage includes Series A,B rounds. Late Stage includes Series C+, PE, Pre-IPO rounds.

# Top Funding Rounds in Q3 2024 (1/2)











Company	\$ Amount	Round	Date	Investors
 Human Interest.. (2015, San Francisco, \$664M)	\$267M	Series D	Jul 2024	Baillie Gifford, Marshall Wace
 FLYR (2020, Santa Monica, \$375M)	\$225M	Series D	Aug 2024	BlackRock, Abu Dhabi Investment Authority, Streamlin.., <a href="#">+1 more</a>
 Earned Wealth.. (2021, New York City, \$212M)	\$200M	Series B	Jul 2024	Summit Partners, Breyer Capital, Silversmith, <a href="#">+2 more</a>
 Aven (2019, Burlingame, \$142M)	\$142M	Series D	Jul 2024	Khosla Ventures, Founders Fund, General Catalyst, <a href="#">+3 more</a>
 AtoB (2018, San Francisco, \$205M)	\$130M	Series C	Sep 2024	General Catalyst, Mastercard, Bloomberg Beta
 Devoted Health.. (2017, Eagan, \$2.3B)	\$112M	Series E	Aug 2024	Cox Enterprises, White Road Investments
 Valon Mortgage.. (2019, New York City, \$187M)	\$70M	Series C	Jul 2024	-
 Slope (2021, San Francisco, \$127M)	\$65M	Series C	Jul 2024	J P Morgan, Y Combinator, Saga Ventures
 Cowbell Cyber.. (2019, Pleasanton, \$209M)	\$60M	Series C	Jul 2024	Zurich
 OnPay (2011, Atlanta, \$59.4M)	\$53M	Series B	Aug 2024	-
 Finally (2018, Miami, \$72.8M)	\$50M	Series B	Sep 2024	PeakSpan
 Coast (2020, New York City, \$77.0M)	\$40M	Series B	Jul 2024	Accel, Iconiq Capital, Insight Partners, <a href="#">+4 more</a>

# Top Funding Rounds in Q3 2024 (2/2)

Company	\$ Amount	Round	Date	Investors
 Huma Finance (2022, San Francisco, \$46.3M)	\$38M	Series A	Sep 2024	Stellar, Distributed Global, HashKey Capital, <a href="#">+1 more</a>
 Thatch (2021, San Francisco, \$43.6M)	\$38M	Series A	Sep 2024	Index Ventures, General Catalyst, a16z, <a href="#">+3 more</a>
 Canoe (2013, New York City, \$72.8M)	\$36M	Series C	Jul 2024	Goldman Sachs, F-Prime Capital, Eight Roads Ventures
 Wintermute (2008, Reston, \$56.8M)	\$34M	Series C	Jul 2024	-
 PayZen (2011, San Francisco, \$101M)	\$32M	Series B	Aug 2024	New Enterprise Associates, Viola Group, SignalFire, <a href="#">+1 more</a>
 Faye (2019, Newark, \$49.0M)	\$31M	Series B	Jul 2024	Viola Group, F2 Capital, Munich Re, <a href="#">+2 more</a>
 Yonder (2020, \$81.4M)	\$31M	Series B	Sep 2024	RTP Global, Jigsaw
 Siepe (2012, Dallas, \$33.3M)	\$30M	Series B	Aug 2024	WestCap
 Amount (2014, Chicago, \$252M)	\$30M	Series D	Jul 2024	Goldman Sachs, QED Investors, Hanaco Ventures, <a href="#">+2 more</a>
 Wealth (2021, Gilbert, \$46.0M)	\$30M	Series A	Sep 2024	Google Ventures, Citi Ventures, Firebolt Ventures, <a href="#">+2 more</a>
 Cherre (2016, New York City, \$105M)	\$30M	Series C	Sep 2024	Intel Capital, Trustbridge Partners, Nuveen, <a href="#">+4 more</a>
 Candid Health.. (2019, San Francisco, \$47.0M)	\$29M	Series B	Sep 2024	First Round Capital, BoxGroup, 8VC, <a href="#">+1 more</a>

Full list of 185 Key Funding Rounds is available on [Tracxn Platform](#)

# Top Funded Business Models - last 1 quarter

Rank	Business Model	\$ Funding	# Rounds	Top Funding Round
1 ▲12	Financial Analytics Software	\$261.6M	5	 FLYR \$225.0M - Series D
2 ..	Wealth Managers	\$248.8M	5	 Earned Wealth \$200.0M - Series B
3 ..	Travel	\$146.1M	2	 AtoB \$130.0M - Series C
4 ..	Payroll Management Solutions	\$142.3M	4	 OnPay \$53.4M - Series B
5 ..	Alternative Credit Card	\$142.0M	1	 Aven \$142.0M - Series D
6 <>0	Crypto-based Financial Services	\$91.2M	7	 Huma Finance \$38.0M - Series A
7 ..	Online Business Payments	\$87.6M	7	 Slope \$65.0M - Series C
8 ..	SMB Accounting Software	\$73.5M	5	 Finally \$50.0M - Series B
9 ..	Loan Servicing Software	\$69.7M	1	 Valon Mortgage \$69.7M - Series C
10 ..	Accounts Receivables Collections	\$65.0M	1	 Slope \$65.0M - Series C

\* Rank is based on \$Invested in last 1 quarter in the Business Model. ▲ - Indicates change in Rank from previous quarter.

# Contents

---

Snapshot

---

Investments

---

**Investors**

---

Exits

---

New Unicorns

---

Citywise Trends

---

News

---

Funded Deadpooled Companies

---

Appendix

---

▶ Q-o-Q Investors

---

Q-o-Q Global Investors

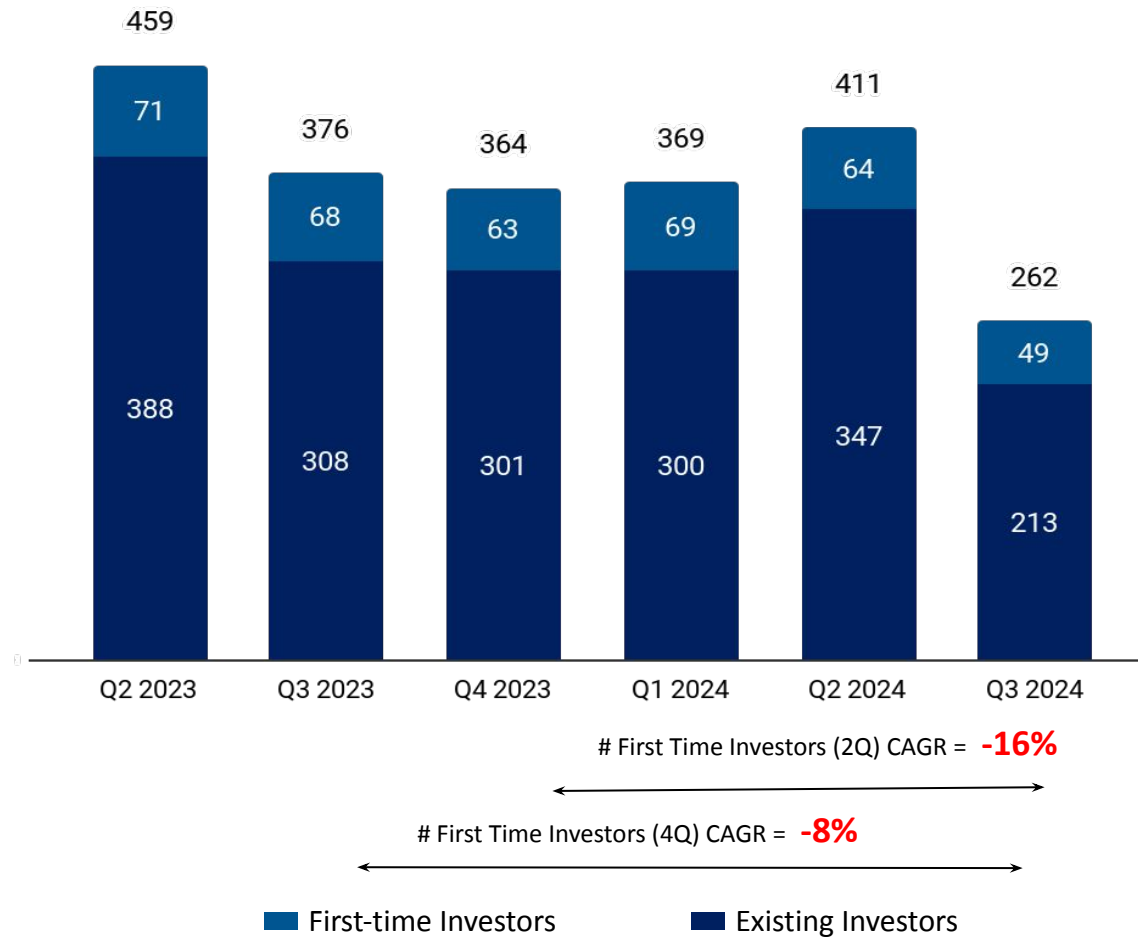
---

Most Active Investors







---

# Q-o-Q Investors

## Q-o-Q # of unique Institutional Investors in FinTech - US



## Top Institutional Investors in Q3 2024

Stage	Investor name	# Investments in Q3 2024
Seed Stage	 Y Combinator	18 (▲500%)
	 Castle Island Ventures	3 (--)
	 Plug and Play Tech Center	2 (▲100%)
Early Stage	 Curql	3 (▲200%)
	 Redpoint Ventures	2 (▲100%)
	 Brewer Lane Ventures	2 (▲100%)







Note: First-time investors and Existing Investors are calculated from the available Equity Funding Rounds on Tracxn Platform. 1.The numbers in bracket correspond to the change from Q3 2023.

# Q-o-Q International Investors

Q-o-Q # of unique Institutional Investors in FinTech - US













Top International Institutional Investors in Q3 2024

Stage	Investor name	# Investments in Q3 2024
Seed Stage	 Spartan Group	2 (▲100%)
	 RockawayX	2 (--)
	 Foresight Ventures	1 (--)
Early Stage	 Viola Group	2 (--)
	 Index Ventures	2 (--)
	 Atomico	1 (--)











Note: International Investors are the investors who are based outside of the Geo mentioned in the report. 1.The numbers in bracket correspond to the change from Q3 2023.

# Most Active Investors: Accelerators & Incubators

#	Investor Name	Country	# Overall investments	# Investments in Geo* - Q3 2024	Notable Portfolio Investments in Geo*
1	 Y Combinator	United States	4797	18	Stripe (\$9.8B), Human Interest (\$664.0M), AtoB (\$205.1M)
2	 Plug and Play Tech Center	United States	1577	2	Finally (\$72.8M), EvolutionIQ (\$58.5M), Mesh (\$36.5M)
3	 Spartan Group	Singapore	156	2	Payman AI (\$4.2M), Kintsu (\$4.0M)
4	 Techstars	United States	4629	1	Sheeva.AI (\$30.1M), Forecastr (\$12.2M), FundMiner (\$4.2M)
5	 Capital Factory	United States	796	1	Illuma (\$11.5M), Zenus (\$4.4M)
6	 Foresight Ventures	China	81	1	Aptos (\$350.0M), Orderly Network (\$25.0M)
7	 Boost VC	United States	343	1	Payman AI (\$4.2M)
8	 Alchemist Accelerator	United States	512	1	Pitchit (\$2.5M)
9	 Tenity	Switzerland	319	1	Max (\$2.7M)
10	 Silicon Road	United States	36	1	Pitchit (\$2.5M)











Note: \*Geo = FinTech - US. The number in bracket refers to the total funding raised by the company.

# Most Active Investors: VC - Seed

#	Investor Name	Country	# Overall investments	# Investments in Geo* - Q3 2024	Notable Portfolio Investments in Geo*
1	 Castle Island Ventures	United States	63	3	SatLayer (\$8.0M), Arch (\$7.8M), Kintsu (\$4.0M)
2	 Robot Ventures	United States	143	2	Huma Finance (\$46.3M), Drift (\$28.8M), Pi Squared (\$12.5M)
3	 RockawayX	Czech Republic	53	2	Wintermute (\$56.8M), Breakout (\$4.5M), Idle (\$2.4M)
4	 Soma Capital	United States	918	1	Human Interest (\$664.0M), Slope (\$127.1M), Nayya (\$105.8M)
5	 SV Angel	United States	734	1	Stripe (\$9.8B), Human Interest (\$664.0M), The Org (\$33.2M)
6	 Hack VC	United States	221	1	Wintermute (\$56.8M), Boost (\$37.0M), Rome Blockchain (\$9.0M)
7	 Electric Capital	United States	90	1	Aven (\$142.0M), Bitnomial (\$46.9M), TERM Finance (\$8.0M)
8	 Better Tomorrow Ventures	United States	66	1	Human Interest (\$664.0M), Drip Capital (\$108.1M), Coast (\$77.0M)
9	 Tuesday Capital	United States	231	1	Human Interest (\$664.0M), Grazy (\$10.8M)
10	 Samsung NEXT	Germany	285	1	Mesh (\$36.5M), Pi Squared (\$12.5M)











Note: \*Geo = US Tech. The number in bracket refers to the total funding raised by the company.

# Most Active Investors: VC - Early Stage

#	Investor Name	Country	# Overall investments	# Investments in Geo* - Q3 2024	Notable Portfolio Investments in Geo*
1	 Curql	United States	24	3	Amount (\$252.2M), Modern Finance (\$28.3M), Powerlytics (\$14.8M)
2	 Redpoint Ventures	United States	424	2	Stripe (\$9.8B), Every (\$32.0M), Comun (\$26.0M)
3	 Brewer Lane Ventures	United States	21	2	Cowbell Cyber (\$208.6M), EvolutionIQ (\$58.5M), Savvy Wealth (\$44.8M)
4	 8VC	United States	310	2	Polly (\$77.0M), Candid Health (\$47.0M), Aviato (\$2.3M)
5	 Viola Group	Israel	170	2	Cowbell Cyber (\$208.6M), PayZen (\$101.0M), Faye (\$49.0M)
6	 Index Ventures	United Kingdom	617	2	Savvy Wealth (\$44.8M), Thatch (\$43.6M)
7	 RTP Global	United States	187	2	Yonder (\$81.4M), Comun (\$26.0M)
8	 General Catalyst	United States	716	1	Stripe (\$9.8B), Devoted Health (\$2.3B), AtoB (\$205.1M)
9	 Union Square Ventures	United States	215	1	Stripe (\$9.8B), Slope (\$127.1M), Sling Money (\$20.0M)
10	 RRE Ventures	United States	322	1	Amount (\$252.2M), Bitnomial (\$46.9M), Boost (\$37.0M)

Note: \*Geo = FinTech - US. The number in bracket refers to the total funding raised by the company.

# Most Active Investors: PE

#	Investor Name	Country	# Overall investments	# Investments in Geo* - Q3 2024	Notable Portfolio Investments in Geo*
1	 Genstar Capital	United States	44	2	Docupace (\$16.5M), AffiniPay
2	 The Carlyle Group	United States	599	1	Canoe (\$72.8M), Sedgwick (\$2.6M)
3	 Meritech	United States	186	1	Polly (\$77.0M)
4	 TA	United States	337	1	AffiniPay
5	 Stone Point Capital	United States	110	1	Sedgwick (\$2.6M)
6	 Kayne Anderson Capital Advisors	United States	280	1	GeoWealth (\$37.0M)
7	 Neuberger Berman	United States	62	1	Skyfire (\$8.5M)
8	 The Stephens Group	United States	61	1	Ledgebrook (\$49.8M)
9	 Morgan Creek Capital Management	United States	31	1	Arch (\$7.8M)
10	 Level Equity	United States	121	1	Ninth Wave

Note: \*Geo = FinTech - US. The number in bracket refers to the total funding raised by the company.

# Contents

---

Snapshot

---

Investments

---

Investors

---

**Exits**

---

New Unicorns

---

Citywise Trends

---

News

---

Funded Deadpooled Companies

---

Appendix

---



---

Exit Snapshot

---

List of Acquisitions

---


Most Active Acquirers


---


# Exit Snapshot - Q3 2024

## IPOs - Q3 2024 (vs Q3 2023)

 **0** (vs 1)  
# IPOs


 **-** (vs 7.8)  
Avg. yrs from first funding to IPO


 **-** (vs \$6.2B)  
Avg. Funding raised before IPO

 **-** (vs \$56.8M)  
Avg. IPO Mcap

## Acquisitions - Q3 2024 (vs Q3 2023)

 **48** (vs 54)  
# Acquisitions

 **6.9** (vs 6.9)  
Avg. yrs from first funding to Acq.

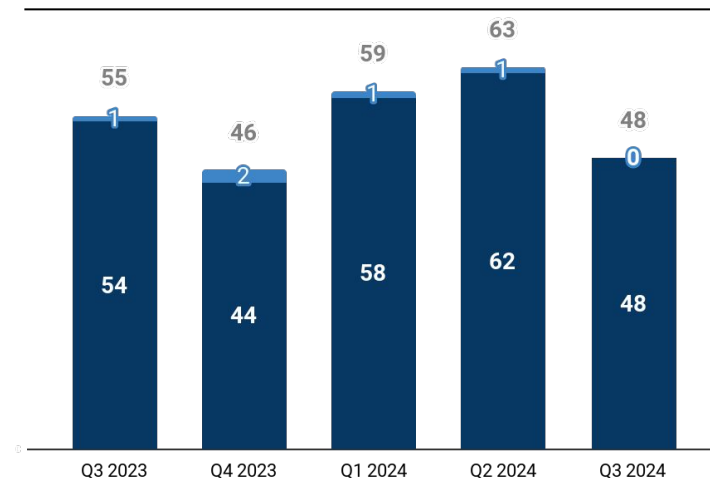
 **\$32.8M** (vs \$54.4M)  
Avg. Funding raised before Acq.

 **\$303M** (vs \$1.2B)  
Avg. Acq. Price

## Top Investors by # Exits - Q3 2024

Investor	# Exits	Notable Exit
 Bain Capital Ventures	2	Airbase, Venminder
 Alumni Ventures	2	Airbase, Marble
 Thoma Bravo	2	Zipari, Syntellis Performan..
 Akkadian Ventures	1	Airbase
 3L Capital	1	Planck











## Q-o-Q Exit Trends



## Top Exits - Q3 2024

Type	Company	Acq. Price/IPO Mcap
Acq.	 ShareFile (2005, Raleigh)	\$875M
	 Stronghold Digital.. (2021, Pittsburgh, \$105M)	\$175M
	 Block Mining (2019, Chicago, \$32.0M)	\$92.5M

# List of Acquisitions - Q3 2024 (1/2)











Company	Acquirer(s)	Acq. Date	Acq. Price
 ShareFile (2005, Raleigh)	Progress	Sep 2024	\$875M
 Stronghold Digital Mining (2021, Pittsburgh, \$105M)	Bitfarms	Aug 2024	\$175M
 Block Mining (2019, Chicago, \$32M)	Riot Platforms	Jul 2024	\$92.5M
 Syft Analytics (2016, Newark)	Xero	Sep 2024	\$70.0M
 Elevance Health (2004, Indianapolis)	University Health Plans	Sep 2024	NA
 Ezops (2014, New York City)	NeoXam	Sep 2024	NA
 Zipari (2014, Brooklyn, \$45M)	mPulse	Sep 2024	NA
 CrowdPoint (2022, Austin)	Spectral Capital	Sep 2024	NA
 Getaway (2022, Miami, \$4M)	Doorvest	Sep 2024	NA
 DonorDrive (1997, Cincinnati)	Bonterra	Sep 2024	NA

# List of Acquisitions - Q3 2024 (2/2)

Company	Acquirer(s)	Acq. Date	Acq. Price
 Yazara (2021, New York City)	Global Payments	Sep 2024	NA
 Sparkflow (2007, Charlotte)	Liventus	Sep 2024	NA
 IntegriDATA (2002, New York City)	Indus Valley Partners	Sep 2024	NA
 Praedicat (2011, Culver City, \$18M)	Moody's	Sep 2024	NA
 Deposits (2021, Dallas, \$5M)	Ingo Money	Sep 2024	NA
 Archer (2000, Berwyn, \$13M)	BNY Mellon	Sep 2024	NA
 Ncontracts (2009, Brentwood, \$250K)	Hg	Sep 2024	NA
 Venminder (2001, Elizabethtown, \$46M)	Ncontracts	Sep 2024	NA
 e-TeleQuote Insurance (2011, Clearwater)	GoHealth	Sep 2024	NA
 Curant (2020, Los Angeles, \$2M)	MyCarrier	Sep 2024	NA

View all 48 companies on [Tracxn Platform](#)

# Most Active Acquirers

#	Acquirer	Country	# Acq.	Average Acq. Price	Companies Acquired
1	 Progress	United States	1	\$875M	ShareFile (\$875M)
2	 Bitfarms	Canada	1	\$175M	Stronghold Digital Mining (\$175M)
3	 Riot Platforms	United States	1	\$92.5M	Block Mining (\$92.5M)
4	 Xero	New Zealand	1	\$70.0M	Syft Analytics (\$70.0M)
5	 University Health Plans	United States	1	-	Elevance Health
6	 NeoXam	France	1	-	Ezops
7	 mPulse	United States	1	-	Zipari
8	 Spectral Capital	United States	1	-	CrowdPoint
9	 Doorvest	United States	1	-	Getaway
10	 Bonterra	United States	1	-	DonorDrive

Note: Numbers in bracket indicate the Acquisition Price of the company.

# Contents

---

Snapshot

---

Investments

---

Investors

---

Exits

---

**New Unicorns**

---

Citywise Trends

---

News

---

Funded Deadpooled Companies

---

Appendix

---



---

Unicorn Trends

---

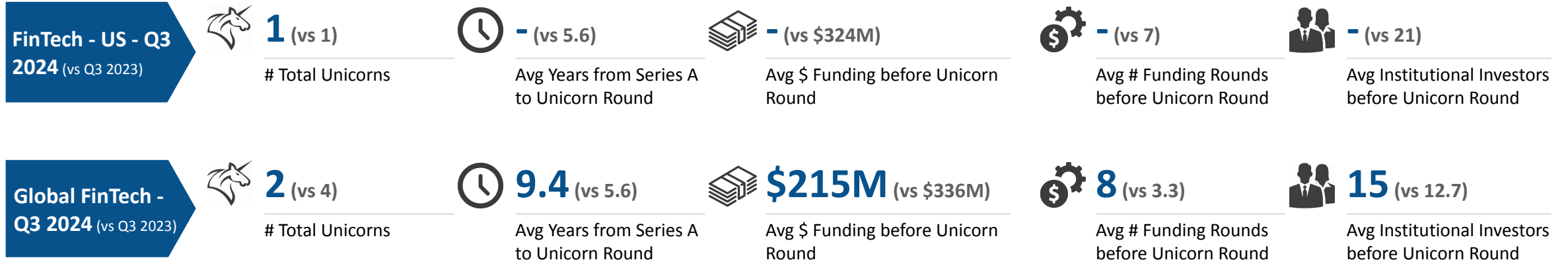
List of New Unicorns

---

List of New Soonicorns

---

# Unicorn Trends in Q3 2024



## Top Seed Stage Investors

-


## Top Early Stage Investors


-


## Top Late Stage Investors

 Caffeinated Capital

 Electric Capital

 Founders Fund

 General Catalyst

 Khosla Ventures


[+ 1 more](#)

## Top Cities

Burlingame (1)

Note: Investors refers to Institutional Investors only. Top Investors are calculated based on investments before the Unicorn Round.



# List of New Unicorns

Company	Short Description	Unicorn Event Date	Time from Series A (yrs) <sup>1</sup>	\$Funding before Unicorn Round <sup>2</sup>	# Rounds <sup>2</sup>	# Investors <sup>2</sup>
 Aven (2019, Burlingame, \$142M)	Credit cards backed by home equity for consumers	Jul 2024	-	-	0	0

Full List of 1 unicorn is available on [Tracxn Platform](#)

1 - Time taken from First funding to the Unicorn Event Date. 2 - Before Unicorn Round

# Soonicorn Club - List of New Soonicorns

Company	Tracxn Score
 <b>Canoe</b> (2013, New York .., \$72.8M)	56.5
 <b>Ledgebrook</b> (2021, Boston, \$49.8M)	52.2

Note: A Soonicorn is a company which is likely to achieve US \$1 billion valuation in the short to medium term. Tracxn Score is a proprietary score based on various market signals reflecting the company's size, execution and growth.

# Contents

---

Snapshot

---

Investments

---

Investors

---

Exits

---

New Unicorns

---

**Citywise Trends**

---

News

---

Funded Deadpooled Companies

---

Appendix

---

▶ Cities by Total Funding

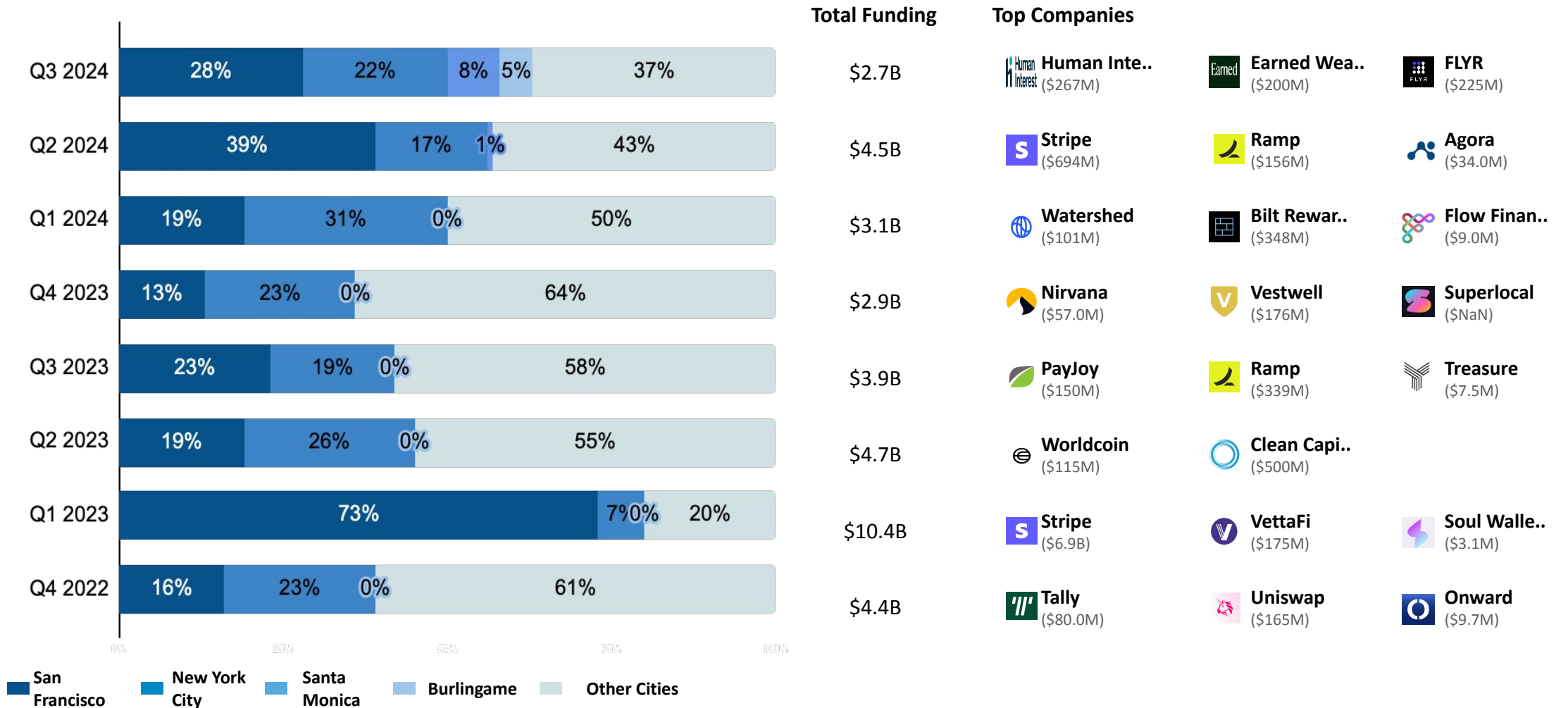
---

Cities by Funding raised in last 2 quarters

---



















# Citywise Trends - Total Funding

## Distribution by Cities - Total Funding (\$)



# Citywise Trends - Funding raised in last 2 Quarters

## Funding raised in 2 Qtrs (Market Share %)

Rank	City	Q3 2024		Q2 2024		Top Funded Companies in Q3 2024		
		#	%	#	%			
1	San Francisco	\$750.2M	28 %	\$1.8B	39 %	 Human Inte.. \$267.0M	 AtoB \$130.0M	 Slope \$65.0M
2	New York City	\$610.1M	22 %	\$784.7M	17 %	 Earned Wea.. \$200.0M	 Valon Mort.. \$69.7M	 Coast \$40.0M
3	Santa Monica	\$225.0M	8 %	\$34.0M	1 %	 FLYR \$225.0M		
4	Burlingame	\$142.0M	5 %	-	-	 Aven \$142.0M		
5	Eagan	\$112.0M	4 %	-	-	 Devoted He.. \$112.0M		
6	Chicago	\$108.3M	4 %	\$39.4M	1 %	 Amount \$30.0M	 Bitnomial \$27.8M	 K1x \$20.0M
7	Miami	\$89.3M	3 %	\$11.2M	0 %	 Finally \$50.0M	 Waltz \$12.5M	 SatLayer \$8.0M
8	Pleasanton	\$60.0M	2 %	-	-	 Cowbell Cy.. \$60.0M		
9	Atlanta	\$53.4M	2 %	\$45.6M	1 %	 OnPay \$53.4M		
10	Reston	\$34.0M	1 %	-	-	 Wintermute \$34.0M		

# Contents

---

Snapshot

---

Investments

---

Investors

---

Exits

---

New Unicorns

---

Citywise Trends

---

**News**

---

Funded Deadpooled Companies

---

Appendix

---

▶ Recent Key News

---

# Recent Key News (1/3)

## Transactions

---

- RD Technologies Secures US\$7.8 Million in Series A1 Financing [PR Newswire](#)
- Carlyle's \$300 Million Purchase Facility for Equity-Sharing Home Loans from Unison [Global Legal Chronicle](#)
- Machi Big Brother Makes Major 3AC Token Acquisition Amid Market Fluctuations [bitcoinethereumnews.com](#)
- Huma raises \$38 million to scale its payment financing (PayFi) network [Macau Business](#)
- Fiserv-Wells Fargo Merchant Acquiring Joint Venture to Expire in April [PYMNTS.com](#)
- MeridianLink announces pricing of secondary offering of common stock [Seeking Alpha](#)
- AppTech Payments files for resale of common stock underlying warrants by holders [Seeking Alpha](#)
- MeridianLink Announces Pricing of Secondary Offering of Common Stock [Business Wire](#)
- MeridianLink announces secondary public offering [Investing](#)
- Cade Superintendency approves without restrictions buying Subway business in Brazil by Zamp [Banijay Americas](#)

## Company Updates

---

- Scientech Research LLC Acquires New Holdings in Roblox Co. (NYSE:RBLX) [MarketBeat](#)
- PayPal Expands in China: Seeks a Piece of the \$331 Billion Industry [Finance Magnates](#)
- Sei Investments Co. Acquires 8,777 Shares of Bunge Global SA (NYSE:BG) [MarketBeat](#)
- Sei Investments Co. Acquires 100,859 Shares of Atlantic Union Bankshares Co. (NASDAQ:AUB) [MarketBeat](#)
- Sei Investments Co. Acquires 36,722 Shares of Ternium S.A. (NYSE:TX) [MarketBeat](#)
- Sei Investments Co. Purchases 35,306 Shares of Mueller Industries, Inc. (NYSE:MLI) [MarketBeat](#)
- Sei Investments Co. Has \$8.59 Million Position in Knowles Co. (NYSE:KN) [MarketBeat](#)
- Sei Investments Co. Acquires 35,884 Shares of Cogent Communications Holdings, Inc. (NASDAQ:CCOI) [MarketBeat](#)
- Sei Investments Co. Has \$6.84 Million Stock Holdings in Squarespace, Inc. (NYSE:SQSP) [MarketBeat](#)
- Sei Investments Co. Raises Position in SS&C Technologies Holdings, Inc. (NASDAQ:SSNC) [MarketBeat](#)

# Recent Key News (2/3)

## Legal

---

- Bronstein, Gewirtz & Grossman LLC Announces that Coinbase Global, Inc. Investors with Substantial Lo.. [Benzinga](#)
- COIN INVESTOR ALERT: Bronstein, Gewirtz & Grossman LLC Announces that Coinbase Global, Inc. I.. [PR Newswire](#)
- ROSEN, RECOGNIZED INVESTOR COUNSEL, Encourages Coinbase Global, Inc. Investors to Secure Counsel Bef.. [Benzinga](#)
- Envestnet, Inc. Faces FinancialApps's \$100 Million Trade Secret Misappropriation Claims in Delawa.. [PR Newswire](#)
- U.K. Regulator Launches Investigation into MoneyGram Following Data Breach Report [Global Village Space](#)
- V Investors Have Opportunity to Join Visa Inc. Fraud Investigation with the Schall Law Firm [PR Newswire](#)
- UK data watchdog confirms it's investigating MoneyGram data breach [TechCrunch+](#)
- South Korea Fines Crypto Project Worldcoin 1.1 Billion Won for Privacy Violations [Koreabizwire](#)
- Cardlytics (CDLX) Under Investor Scrutiny About Growth Initiatives – Hagens Berman [GlobeNewswire](#)
- Pomerantz Law Firm Investigates Claims On Behalf of Investors of WisdomTree, Inc. - WT [PR Newswire](#)

## Partnerships

---

- Faysal Bank Partners with Mastercard and 1LINK to Launch Shariah Compliant Co-Badged Debit Card [ProPakistani](#)
- Alchemy partners with Japan's JOGMEC for lithium exploration in WA [Mining Technology](#)
- Tether Aids DOJ in Seizing \$6M in Assets Tied to Crypto Scams [Bitcoin](#)
- UNDP, Visa partner to boost digital transformation and financial inclusion in Somalia [BiometricUpdate.com](#)
- Mastercard and ZOOD Partner to Launch the First Virtual Buy Now Pay Later Card in Uzbekistan [Fintech Finance](#)
- Safeguard Against Credit Application Fraud with Bectran and Cobalt Integration [Business Wire](#)
- NETSTARS partners with ACI Worldwide [The Paypers](#)
- Scotiabank partners with Nova Credit to improve digital credit access [The Paypers](#)
- Kriya integrates with Stripe for flexible B2B payments [The Paypers](#)
- Mastercard partners with ZOOD [The Paypers](#)

# Recent Key News (3/3)

## People Movement

---

- Liberty Mutual Insurance adds Jeff Dailey & Linda Mantia to its Board of Directors [Reinsurance News](#)
- TD Bank Names Bregenzer and Gateman as Co-Heads of U.S. Commercial Banking [Equipment Finance Advisor](#)
- Gryphon Digital Mining names Sim Salzman as CFO [Seeking Alpha](#)
- Quantum Health Appoints Fares Alraie as Chief Technology Officer to Enhance Company's Generativ.. [Business Wire](#)
- TD Bank Names Bregenzer and Gateman as Co-Heads of U.S. Commercial Banking [ABL Advisor](#)
- Inspira Financial Appoints Visionary Health Care Leader Matt Marek as President to Drive Next Phase .. [NewsWire](#)
- Clover Health Appoints Seasoned Healthcare Executive as Chief Operating Officer for Medicare Ad.. [GlobeNewswire](#)
- Guidewire Appoints Mark Anquillare as Board Member [Business Wire](#)
- Clover Health names Joseph Brand as COO for Medicare Advantage [Seeking Alpha](#)
- TD Bank announces new co-heads of U.S. commercial banking business [EIN Presswire](#)

## Other

---

- oneZero SECUREs double win in Euromoney FX Awards 2024 [PR Newswire](#)
- Alkami Receives the Banking Partner of Excellence Award [EIN Presswire](#)
- Liventus Earns Great Place to Work® Certification for Third Consecutive Year [PR Newswire](#)
- Capitolis Wins World's Best FX Software Provider in 2024 Euromoney Foreign Exchange Awards [Business Wire](#)
- Accruit Private Client Group Recognizes the 2025 Best Lawyers® Specializing in Real Estate [PR Newswire](#)
- Foundation Software Wins 19th NorthCoast 99 Top Workplace Award [NewsWire](#)
- NICE Actimize Wins 2024 FTF News Technology Innovation Award for Best Operational Risk Managem.. [Business Wire](#)
- Insurity's Underwriting Solution Ranked in Top Quadrant of Celent's Underwriting Workbench Rep.. [Financial Post](#)
- Insurity's Underwriting Solution Ranked in Top Quadrant of Celent's Underwriting Workbench Repo.. [Business Wire](#)
- Citadel Securities Reports 35% Profit Growth in The UK for 2023 [Finance Magnates](#)

# Contents

---

Snapshot

---

Investments

---

Investors

---

Exits

---

New Unicorns

---

Citywise Trends

---

News

---

**Funded Deadpooled Companies**

---

Appendix

---

---

Funded Deadpooled Companies

---

# Funded Deadpooled Companies

Company

\$ Funding



Personafi  
(2019, Tempe)

-

# Contents

---

Snapshot

---

Investments

---

Investors

---

Exits

---

New Unicorns

---

Citywise Trends

---

News

---

Funded Deadpooled Companies

---

**Appendix**

---

---

Explore more on Tracxn

---

▶ Explore other Reports on Tracxn

---

# Explore more on Tracxn

## Companies

[All Tech Companies](#)

[UAE Tech Companies](#)

[Online Travel Companies](#)

[Companies using AI in Healthcare](#)

[Companies founded by Stanford GSB Alumni](#)

[Soonicorn club in Fintech](#)

[Analyst Picks in Israel Tech](#)

## Company Due Diligence

[Company Detail Page of DoorDash](#)

[Competitors of Freshworks](#)

[Cap Table for TransferWise](#)

[Financials for Ola](#)

[Employee Count for Revolut](#)

## Investment Activity

[Recent funding rounds](#)

[Investment Trends](#)

[Most Active Investors](#)

[Top Funded Business Models](#)

## Exits

[Public Companies](#)

[Acquired Companies](#)

[Most Active Acquirers](#)

## Reports

[Delhivery - Company Report](#)

[Novel Foods - Business Model Report](#)

[HRTech - Feed Report](#)

[FinTech - Top Business Models Report](#)

[India Tech - Top Business Models Report](#)

## Miscellaneous

[Key News in FinTech](#)

[Angel Investors in United States](#)

[Bluebox](#)

# Explore other Reports on Tracxn

## Company Reports

[Transferwise](#)

[Coursera](#)

[BigBasket](#)

## Business Model Reports

[Novel Foods](#)

[Blockchain Network](#)

[P2P Remittance](#)

## Feed Reports

[HRTech](#)

[Cybersecurity](#)

[Food Tech](#)

## Top Business Models in PA

[FinTech](#)

[Enterprise Applications](#)

[Artificial Intelligence](#)

## Geo Monthly Reports

[FinTech - US](#)

[Europe Tech](#)

[China Tech](#)

## Unicorn Reports

[Monthly Unicorn Report](#)

## Feed Geo Reports

[FinTech Europe](#)

[Consumer Digital SEA](#)

[HiTech US](#)

## Top Business Models in Geo

[India Tech](#)

[Israel Tech](#)

[UK & Ireland Tech](#)



*Any and all information either accessed from the website [www.tracxn.com](http://www.tracxn.com) or having otherwise originated from Tracxn Technologies Limited including but not limited to the information contained herein ("Data") is the sole property of Tracxn Technologies Limited (hereinafter "Tracxn"). You shall not recirculate, distribute, transmit, publish, or sell the Data or any portion thereof in any form or by any means, either for commercial or non-commercial use, or permit any third party to use or distribute the Data or any portion thereof; to any other party, except with the prior written consent of Tracxn. You may however incorporate insubstantial portions, extracts, abstracts or summaries from the Data into analysis, presentations or tools for your customers or for your internal use, so long as Tracxn is clearly and visibly identified as the source of information.*

*For further information please refer to our Terms of Use at [www.tracxn.com](http://www.tracxn.com)*

*Copyright © 2024, Tracxn Technologies Limited. All rights reserved.*