



TRACXN GEO SEMI ANNUAL REPORT

UAE TECH - H1 2025

Contents

Snapshot

Investments

Investors

Exits

New Unicorns

Citywise Trends

News

Appendix

Contents

Snapshot

Investments

Investors

Exits

New Unicorns

Citywise Trends

News

Appendix



Snapshot

Tracxn Insights (1/4)

- A total of \$1.0B was raised in H1 2025, an increase of 133% compared to \$438M raised in H2 2024, and a drop of 43% compared to \$1.8B raised in H1 2024.
 - Seed Stage saw a total funding of \$32.7M in H1 2025, a drop of 74% compared to \$125M raised in H2 2024, and a drop of 71% compared to \$111M raised in H1 2024.
 - Early Stage saw a total funding of \$167M in H1 2025, a drop of 13% compared to \$193M raised in H2 2024, and an increase of 4% compared to \$160M raised in H1 2024.
 - Late Stage witnessed a total funding of \$817M in H1 2025, an increase of 583% compared to \$120M raised in H2 2024, and a drop of 46% compared to \$1.5B raised in H1 2024.
- H1 2025 has witnessed 2 100M+ funding rounds, when compared to 1 such round in both H2 2024 and H1 2024.

Tracxn Insights (2/4)

- Companies like Vista Global and Tabby have managed to raise funds above \$100M in this period
 - Vista Global has raised a total of \$600M in a PE round.
 - Tabby has raised a total of \$160M in a Series E round.
- A major part of these \$100M+ funding rounds are from Enterprise Applications, Retail and FinTech.
- Enterprise Applications, FinTech, and Retail were the top-performing sectors in H1 2025 in this space.
 - Enterprise Applications sector saw a total funding of \$728M in H1 2025 which is an increase of 543% when compared to \$113M raised in H2 2024 and a drop of 56% when compared to \$1.7B raised in H1 2024.
 - FinTech sector saw a total funding of \$286M in H1 2025 which is an increase of 47% when compared to \$195M raised in H2 2024 and an increase of 276% when compared to \$76.2M raised in H1 2024.


Tracxn Insights (3/4)

- Retail sector saw a total funding of \$172M in H1 2025 which is an increase of 20% when compared to \$144M raised in H2 2024 and a rise of 275% when compared to \$46M raised in H1 2024.
- Micropolis was the only company that went public in H1 2025.
- No unicorns were created in H1 2025, H2 2024 and H1 2024.
- Tech companies in United Arab Emirates saw 9 acquisitions in H1 2025, which is a 10% decrease as compared to 10 acquisitions in both H2 2024 and H1 2024.
- Everdome, Gulf Craft and Property Monitor were acquired by Hokoworld, Saronic and Dubizzle Group, respectively, in H1 2025.
- Dubai based tech firms accounted for 93% of all funding seen by tech companies across the United Arab Emirates. This was followed by Abu Dhabi at a distant second.






Tracxn Insights (4/4)

- 500 Global, Wamda Capital and Middle East Venture Partners were the overall top investors in United Arab Emirates Tech ecosystem.
 - Oraseya Capital, Plus VC and Endeavor were the top seed stage investors in United Arab Emirates Tech ecosystem for H1 2025.
 - e&, Flourish and MoreThan Capital Advisors were the top early stage investors in United Arab Emirates Tech ecosystem for H1 2025.
 - STV emerged as the top late stage investor in United Arab Emirates Tech ecosystem for H1 2025.
- Late stage VC investments saw Saudi Arabia based STV add one company to their portfolio.

UAE Tech Snapshot - H1 2025



Top Funding Rounds

Company	Round Details
 Vista Global (2004, Dubai)	\$600M - PE
 Tabby (2019, Dubai)	\$160M - Series E
 Osn (2009, Dubai)	\$57.0M - Series C
 NymCard (2016, Abu Dhabi)	\$33.0M - Series B
 Merit Incentives (2016, Dubai)	\$28.0M - Series B

Top Feeds

Feed	\$Funding
Aircraft Financing & Leasing	\$600M
E-Commerce Enablers	\$170M
In Store Retail Tech	\$160M
Alternative Lending	\$160M
Horizontal E-Commerce	\$160M

Top Cities

City	\$Funding
Dubai	\$944M
Abu Dhabi	\$72.2M

UAE Tech All time Stats

Summary	
All Companies	11,939
Funded Companies	1,345
Total Funding	\$14.0B
Funding in last 24 months	\$3.9B
Cumulative Valuation of all Unicorns	\$7.8B

Exits	
Acquisitions	125
IPOs	28









Companies Covered	
Unicorns	7
Soonicorns	15
Minicorns	83
Editor's Pick	432
Series A+	157
Series C+	24
Acqui-Hires	27
Deadpooled	2,201

Dubai (\$10.5B)	
Abu Dhabi (\$3.3B)	

*Data from 01-Jan-2025 to 30-Jun-2025 is considered in report

Note: Numbers in bracket indicate the values of H1 2024

UAE Tech vs. Major Geos Performance - H1 2025

Metric	UAE	Global	US	India	SEA	UK
 \$ Funding	\$1.0B	\$171B	\$127B	\$5.2B	\$1.9B	\$8.0B
 % of global funding (# Country Rank)	1%	100%	74%(#1)	3%(#3)	1%	5%(#2)
 # Funding rounds	35	5,844	2,646	667	108	399
 First Time Funded Companies	12	1,940	784	200	37	147
 Series A+ rounds	16	3,114	1,616	227	50	199
 New Unicorns	-	35	23	2	1	1
 Acquisitions	9	1,889	841	76	31	231
 IPOs	1	118	30	12	8	3

Top Countries by H1 2025 Funding

	United States	\$127B
	United Kingdom	\$8.0B
	India	\$5.2B
	Germany	\$4.0B
	Israel	\$2.7B
	Canada	\$2.6B
	China	\$2.2B
	France	\$1.8B
	Singapore	\$1.8B
	Switzerland	\$1.5B

Contents

Snapshot

Investments

Investors

Exits

New Unicorns

Citywise Trends

News

Appendix

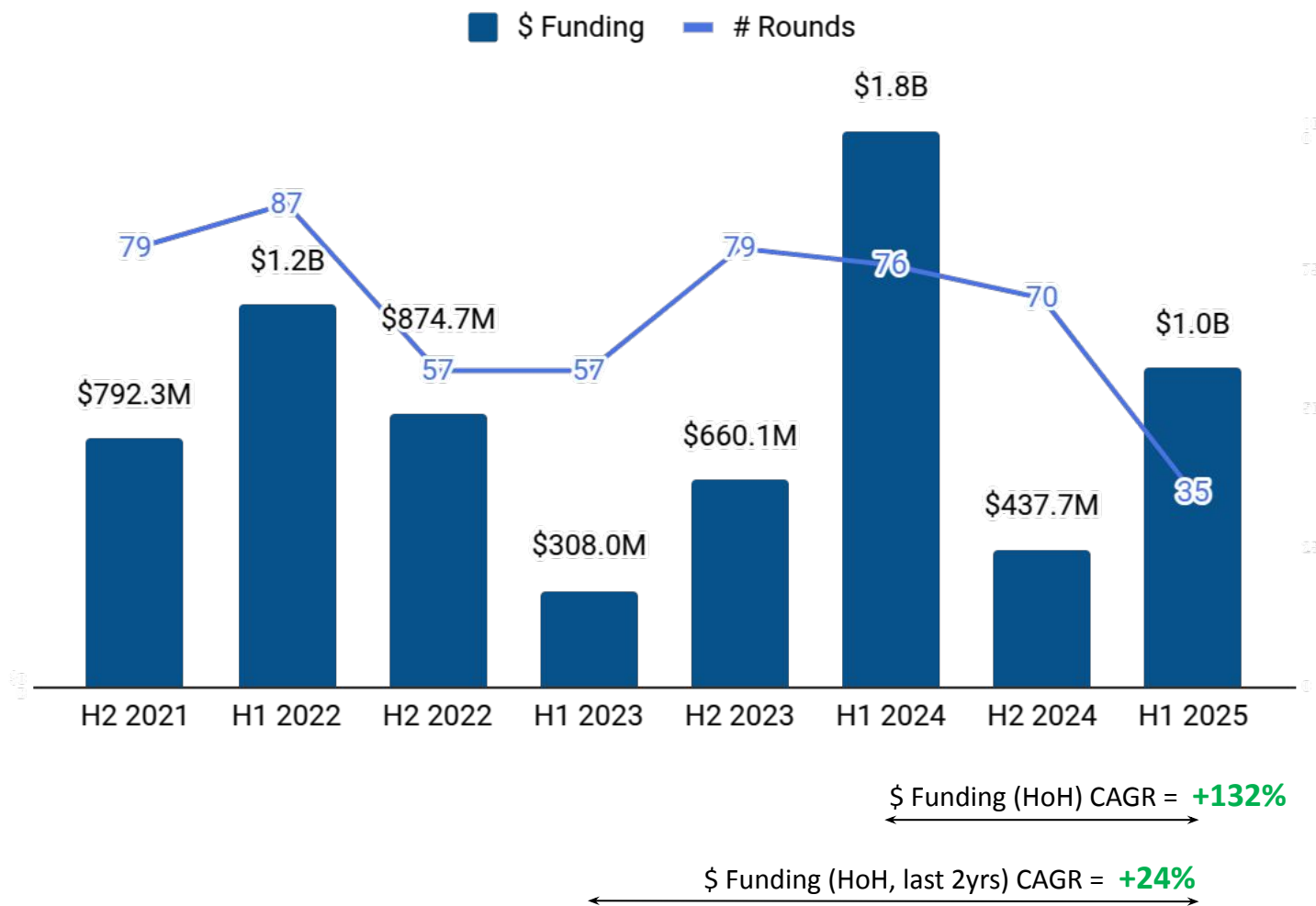


H-o-H Funding Trends











H-o-H Stage-wise Funding Trends

Top Funding Rounds in H1 2025

H-o-H Funding Trends

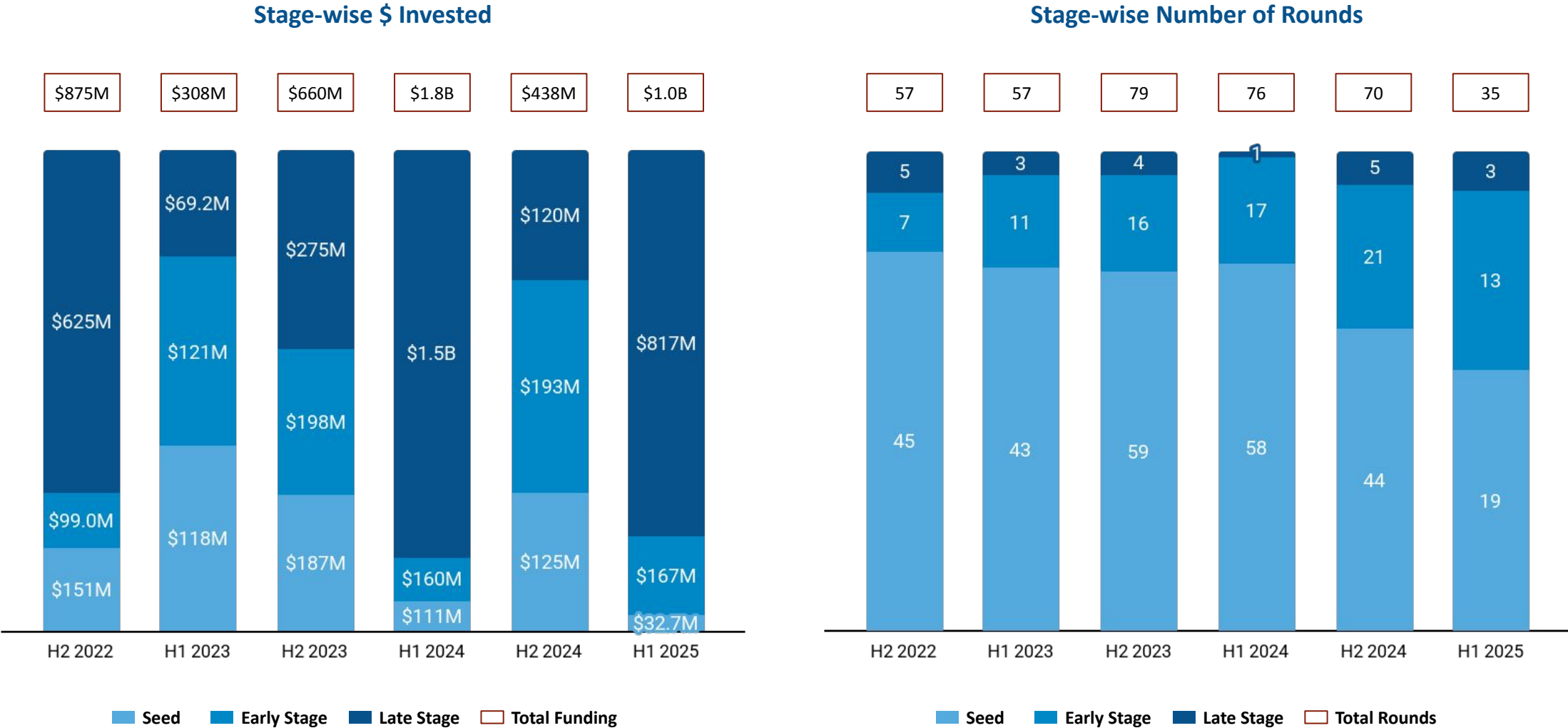


Top Funding Rounds in last 4 years

Company		Funding Round
	G42 (2018, Abu Dhabi)	\$1.5B - Series E
	Vista Global (2004, Dubai)	\$600M - PE
	Kitopi (2018, Dubai)	\$415M - Series C
	Kitopi (2018, Dubai)	\$300M - Series C
	Advanta (1989, Dubai)	\$300M - PE
	Tabby (2019, Dubai)	\$200M - Series D
	Dubizzle Group (2006, Dubai)	\$200M - Series F
	Pure Harvest (2016, Abu Dhabi)	\$181M - Series D
	Tabby (2019, Dubai)	\$160M - Series E
	Rain (2017, Dubai)	\$110M - Series B













Note: Funding includes only Equity Funding. It excludes Debt, Grant, Post-IPO and ICO funding.

H-o-H Stage-wise Funding Trends















Note: Seed includes Seed, Angel rounds. Early Stage includes Series A,B rounds. Late Stage includes Series C+, PE, Pre-IPO rounds.

Top Funding Rounds in H1 2025 (1/2)

Company	\$ Amount	Round	Date	Investors
 Vista Global (2004, Dubai, \$800M)	\$600M	PE	Mar 2025	Rhone Group, RRJ Capital, Andalusian
 Tabby (2019, Dubai, \$604M)	\$160M	Series E	Feb 2025	Wellington, Blue Pool Capital, STV, +1 more
 Osn (2009, Dubai, \$57.0M)	\$57M	Series C	Apr 2025	Warner Bros. Discovery
 NymCard (2016, Abu Dhabi, \$63.1M)	\$33M	Series B	Mar 2025	FJ Labs, QED Investors, Endeavor, +7 more
 Merit Incentives (2016, Dubai, \$45.0M)	\$28M	Series B	Feb 2025	Stride Ventures, Salica Investments, Tech Invest Com, +1 more
 Kairoswealth (2022, Abu Dhabi, \$25.0M)	\$25M	Series B	Mar 2025	Mount Row
 Qashio (2021, Dubai, \$32.3M)	\$20M	Series A	May 2025	Rocketship, One Way Ventures, MoreThan Capital Advisors
 Fuze (2022, Dubai, \$26.2M)	\$12M	Series A	May 2025	Galaxy, e&
 Valeo (2019, Dubai, \$20.0M)	\$12M	Series B	Mar 2025	FJ Labs, Mindshift Capital, Oraseya Capital, +3 more
 Klaim (2020, Dubai, \$17.6M)	\$10M	Series A	Mar 2025	CDG Invest, Mad'a Investment
 Qeen (2023, Dubai, \$12.2M)	\$10M	Seed	Feb 2025	Prosus, Wamda Capital, 10x Founders, +1 more
 CodiPlay (2021, Abu Dhabi, \$11.0M)	\$9M	Series A	Jan 2025	Christian Eichner

Top Funding Rounds in H1 2025 (2/2)

Company	\$ Amount	Round	Date	Investors
 Fuse (2023, Dubai, \$6.6M)	\$7M	Series A	Apr 2025	Northzone, Flourish, Alter
 TrendX (2021, Abu Dhabi, \$11.2M)	\$5M	Series A	May 2025	Animoca Brands, CREAM
 Blum (2023, Dubai, \$5.0M)	\$5M	Seed	Feb 2025	Spartan Group, gCC, OKX, +2 more
 Zest Equity (2021, Dubai, \$10.0M)	\$4M	Seed	Apr 2025	Morgan Stanley, Prosus
 Pluto (2021, Dubai, \$10.1M)	\$4M	Seed	Jan 2025	Rhino Ventures, Goanna Capital, Born Capital, +3 more
 Ogram (2017, Dubai, \$6.9M)	\$3M	Series A	Jan 2025	Tanami Capital
 SaturnX (2024, Dubai, \$3.0M)	\$3M	Seed	Jun 2025	White Star Capital
 FanTV (2023, Dubai, \$8.5M)	\$3M	Series A	Feb 2025	Cypher Capital, Mysten Labs, CoinSwitch, +1 more
 MYNE (2023, Dubai, \$2.0M)	\$2M	Seed	Feb 2025	Plus VC, Annex Investments, Raz, +1 more
 Prop-AI (2022, Dubai, \$1.5M)	\$2M	Seed	Jun 2025	Plug and Play Tech Center, Oraseya Capital, Plus VC, +1 more
 omnisPAY (2023, Dubai, \$1.5M)	\$2M	Seed	Feb 2025	Eight Mercatus
 UBQT (2023, Dubai, \$750K)	\$750K	Seed	Feb 2025	-

Full list of 35 Key Funding Rounds is available on [Tracxn Platform](#)

Contents

Snapshot

Investments

Investors

Exits

New Unicorns

Citywise Trends

News

Appendix



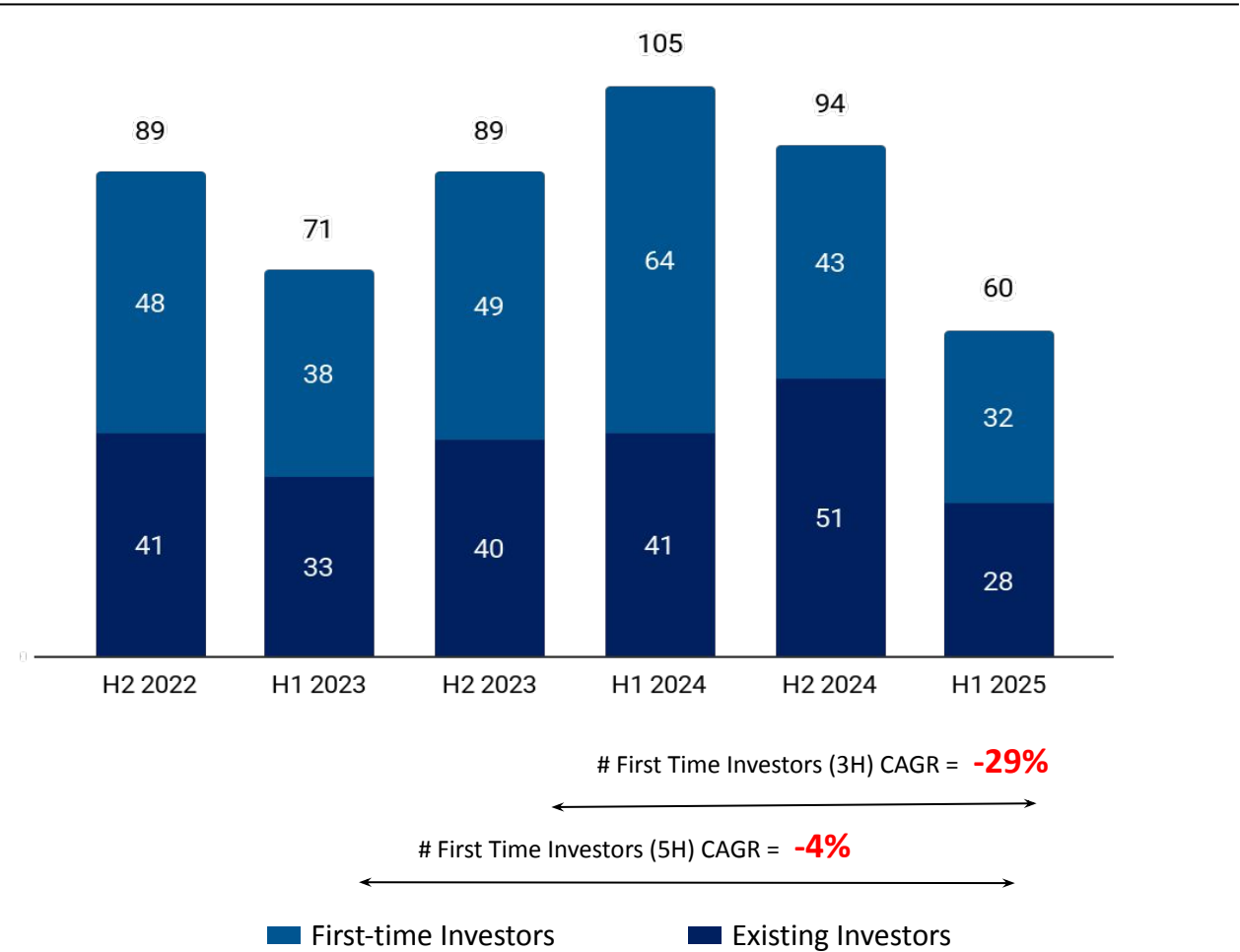
H-o-H Investors

H-o-H International Investors








Most Active Investors

H-o-H Investors

H-o-H # of unique Institutional Investors in UAE Tech



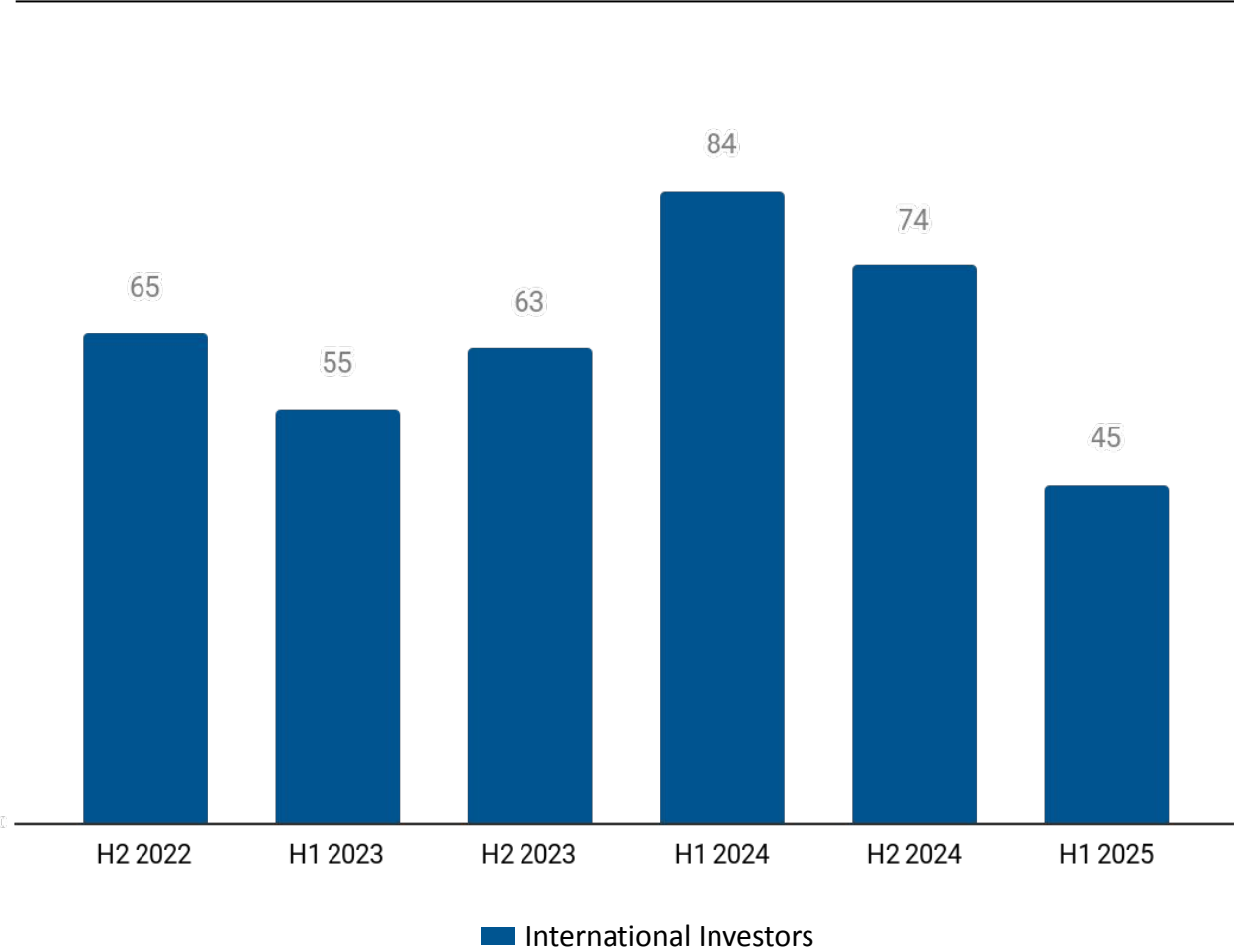
Top Institutional Investors in H1 2025

Stage	Investor name	# Investments in H1 2025
Seed Stage	 Oraseya Capital	3 (▲200%)
	 Plus VC	3 (▲50%)
	 Endeavor	2 (--)
Early Stage	 e&	1 (--)
	 Flourish	1 (--)
	 MoreThan Capital Advisors	1 (--)
Late Stage	 STV	1 (--)








Note: First-time investors and Existing Investors are calculated from the available Equity Funding Rounds on Tracxn Platform. 1.The numbers in bracket correspond to the change from H1 2024.

H-o-H International Investors

H-o-H # of unique International Institutional Investors in UAE Tech












Top International Institutional Investors in H1 2025

Stage	Investor name	# Investments in H1 2025
Seed Stage	 Plus VC	3 (▲50%)
	 Endeavor	2 (--)
	 Plug and Play Tech Center	1 (--)
Early Stage	 Flourish	1 (--)
	 MoreThan Capital Advisors	1 (--)
	 Northzone	1 (--)
Late Stage	 STV	1 (--)











Note: International Investors are the investors who are based outside of the Geo mentioned in the report. 1.The numbers in bracket correspond to the change from H1 2024.

Most Active Investors: Accelerators & Incubators

#	Investor Name	Country	# Overall investments	# Investments in Geo* - H1 2025	Notable Investments in Geo*
1	 Endeavor	United States	340	2	Tabby (\$604M), NymCard (\$63.1M), ClearGrid (\$10.0M)
2	 Plug and Play Tech Center	United States	1,639	1	Qashio (\$32.3M), Prop-AI (\$1.5M)
3	 CREAM	United States	1	1	TrendX (\$11.2M)
4	 CV VC	Switzerland	91	1	Mycel
5	 Eight Mercatus	Singapore	42	1	omnisPAY (\$1.5M)
6	 Enterprise 100	United Kingdom	18	1	Finalrentals
7	 Evolution-VC	United States	7	1	Pluto (\$10.1M)
8	 Joa Capital	Saudi Arabia	8	1	Prop-AI (\$1.5M)
9	 Spartan Group	Singapore	168	1	Blum (\$5.0M)








Note: *Geo = UAE Tech. The number in bracket refers to the total funding raised by the company.

Most Active Investors: VC - Seed

#	Investor Name	Country	# Overall investments	# Investments in Geo* - H1 2025	Notable Investments in Geo*
1	 Oraseya Capital	United Arab Emirates	29	3	NymCard (\$63.1M), Valeo (\$20.0M), Silkhaus (\$7.8M)
2	 Plus VC	Nigeria	28	3	MYNE (\$2.0M), Prop-AI (\$1.5M), Opteam
3	 Nuwa Capital	United Arab Emirates	23	2	Qashio (\$32.3M), Valeo (\$20.0M), ClearGrid (\$10.0M)
4	 Raed Ventures	Saudi Arabia	54	1	Tabby (\$604M), ClearGrid (\$10.0M)
5	 Wamda Capital	United Arab Emirates	97	1	Tabby (\$604M), Queen (\$12.2M)
6	 10x Founders	Germany	64	1	Queen (\$12.2M)
7	 BECO Capital	United Arab Emirates	66	1	ClearGrid (\$10.0M)
8	 Born Capital	United States	12	1	Pluto (\$10.1M)
9	 Freeseach Ventures	Singapore	1	1	Pluto (\$10.1M)
10	 gumi Cryptos	United States	81	1	Blum (\$5.0M)

Note: *Geo = UAE Tech. The number in bracket refers to the total funding raised by the company.

Most Active Investors: VC - Early Stage

#	Investor Name	Country	# Overall investments	# Investments in Geo* - H1 2025	Notable Investments in Geo*
1	 e&	United Arab Emirates	15	1	Fuze (\$26.2M)
2	 Flourish	United States	117	1	Fuse (\$6.6M)
3	 MoreThan Capital Advisors	Luxembourg	4	1	Qashio (\$32.3M)
4	 Northzone	United Kingdom	176	1	Fuse (\$6.6M)
5	 QED Investors	United States	226	1	NymCard (\$63.1M)
6	 Rocketship	United States	83	1	Qashio (\$32.3M)
7	 Tech Invest Com	Saudi Arabia	16	1	Merit Incentives (\$45.0M)









Note: *Geo = UAE Tech. The number in bracket refers to the total funding raised by the company.

Most Active Investors: VC - Late Stage

#	Investor Name	Country	# Overall investments	# Investments in Geo* - H1 2025	Notable Investments in Geo*
1	 STV	Saudi Arabia	32	1	Tabby (\$604M)

Note: *Geo = UAE Tech. The number in bracket refers to the total funding raised by the company.

Most Active Investors: PE

#	Investor Name	Country	# Overall investments	# Investments in Geo* - H1 2025	Notable Investments in Geo*
1	 Annex Investments	United Arab Emirates	19	1	MYNE (\$2.0M)
2	 CDG Invest	Morocco	4	1	Klaim (\$17.6M)
3	 Knollwood Investment Advisory	United States	28	1	NymCard (\$63.1M)
4	 Lunate	United Arab Emirates	6	1	NymCard (\$63.1M)
5	 Mad'a Investment	Saudi Arabia	20	1	Klaim (\$17.6M)
6	 Rhone Group	United States	13	1	Vista Global (\$800M)
7	 RRJ Capital	China	7	1	Vista Global (\$800M)
8	 Tanami Capital	Bahrain	1	1	Ogram (\$6.9M)

Note: *Geo = UAE Tech. The number in bracket refers to the total funding raised by the company.

Contents

Snapshot

Investments

Investors

Exits

New Unicorns

Citywise Trends

News

Appendix



Exit Snapshot


List of IPOs


List of Acquisitions

Most Active Acquirers

Exit Snapshot - H1 2025

IPOs - H1 2025 (vs H1 2024)

 **1** (vs 1)
IPOs


 **3.1** (vs -)
Avg. yrs from first funding to IPO

 **\$4.0M** (vs -)
Avg. Funding raised before IPO


 **\$136M** (vs \$25.7M)
Avg. IPO Mcap

Acquisitions - H1 2025 (vs H1 2024)







 **9** (vs 10)
Acquisitions

 **3.6** (vs 2.3)
Avg. yrs from first funding to Acq.

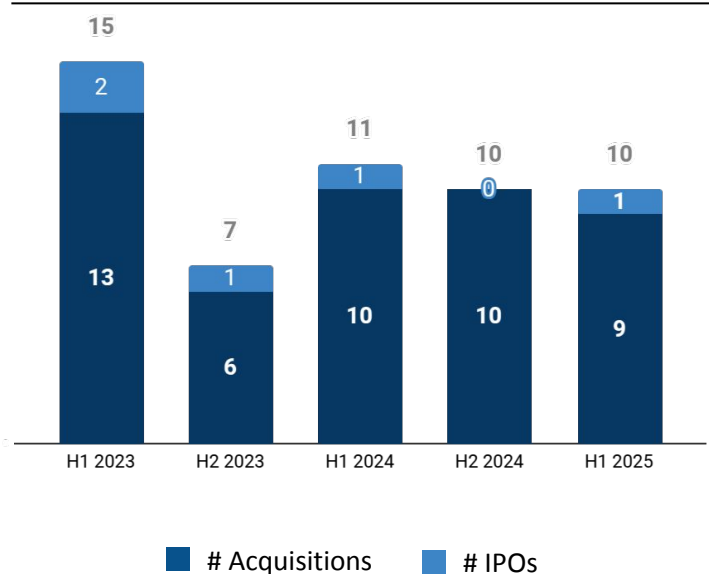
 **\$40.0M** (vs -)
Avg. Funding raised before Acq.

 **-** (vs -)
Avg. Acq. Price




Top Investors by # Exits - H1 2025

Investor	# Exits	Notable Exit
 Mindrock Capital	1	Micropolis
 Alsulaiman Group	1	Cartlow
 Mubadala	1	EDGE
 Arzan Venture Capital	1	Cartlow
 Gem Digital	1	Everdome
 Buks Capital	1	Everdome

H-o-H Exit Trends












Top Exits - H1 2025

Type	Company	Acq. Price/IPO Mcap
Acq.	 Everdome (2021, Dubai, \$60.0M)	-
	 Gulf Craft (1982, Umm Al Quwain)	-
	 Property Monitor (2018, Dubai)	-
IPO	 Micropolis (2014, Dubai, \$4.0M)	\$136M

List of IPOs - H1 2025

Company	Investors	IPO Date	IPO Mcap
 Micropolis (2014, Dubai, \$4.0M)	Mindrock Capital	Mar 2025	\$136M

List of Acquisitions - H1 2025

Company	Acquirer(s)	Acq. Date
 Everdome (2021, Dubai, \$60.0M)	Hokoworld	Jun 2025
 Gulf Craft (1982, Umm Al Quwain)	Saronic	Apr 2025
 Property Monitor (2018, Dubai)	Dubizzle Group	Apr 2025
 Cartlow (2017, Dubai, \$20.0M)	Basatne	Mar 2025
 HotCold Studio (2003, Dubai)	Grandstores	Feb 2025
 TradeAssets (2019, Dubai)	Veefin	Feb 2025
 EDGE (2014, Abu Dhabi)	AnaCap	Jan 2025
 RAROME (2017, Dubai)	Educhain	Jan 2025
 LivLyt (2022, Dubai)	ZenAdmin	Jan 2025

View all 9 companies on [Tracxn Platform](#)

Most Active Acquirers

#	Acquirer	Country	# Acq.	Companies Acquired
1	 Hokoworld	-	1	Everdome
2	 Saronic	United States	1	Gulf Craft
3	 Dubizzle Group	United Arab Emirates	1	Property Monitor
4	 Basatne	United States	1	Cartlow
5	 Grandstores	-	1	HotCold Studio
6	 Veefin	India	1	TradeAssets
7	 AnaCap	United Kingdom	1	EDGE
8	 Educhain	Canada	1	RAROME
9	 ZenAdmin	Germany	1	LivLyt

Note: Numbers in bracket indicate the Acquisition Price of the company.

Contents

Snapshot

Investments

Investors

Exits

New Unicorns

Citywise Trends

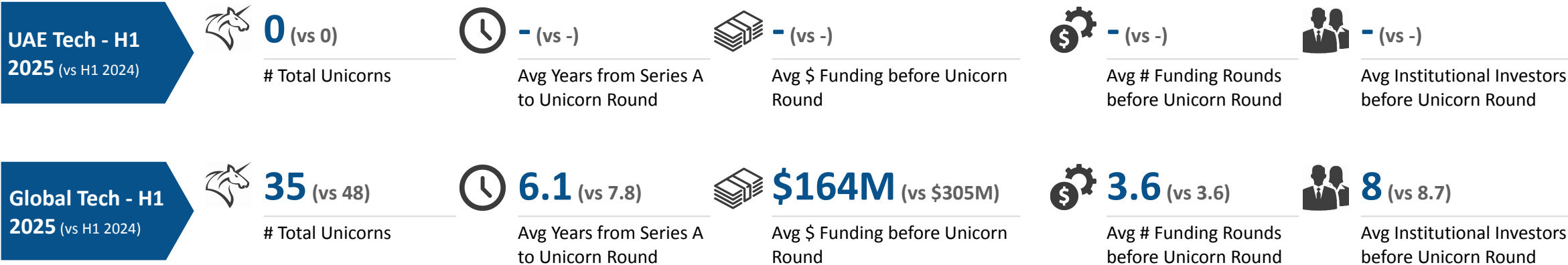
News

Appendix



Unicorn Trends

Unicorn Trends in H1 2025



Contents

Snapshot

Investments

Investors

Exits

New Unicorns

Citywise Trends

News

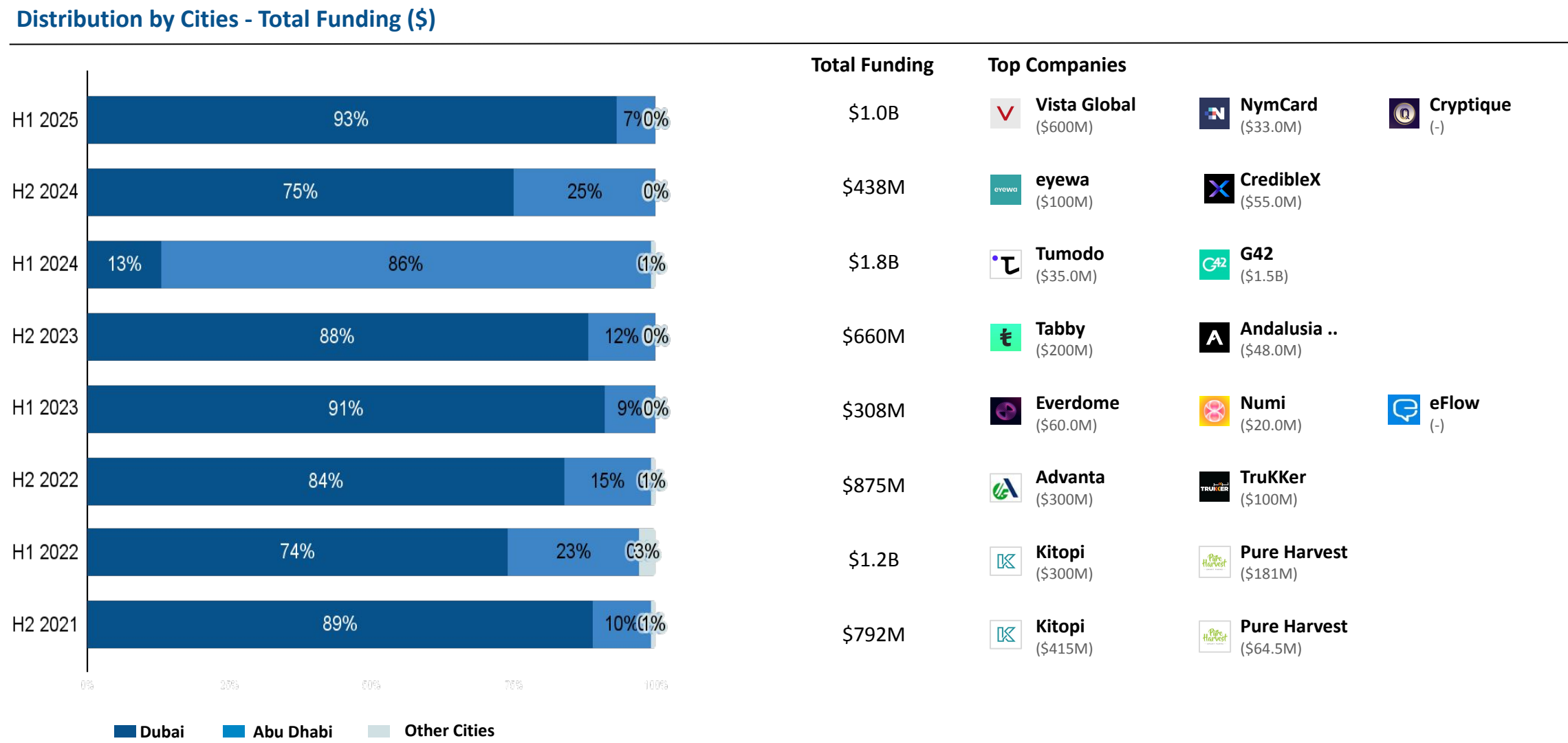
Appendix



Cities by Total Funding







Cities by Funding raised in last 1 year

Citywise Trends - Total Funding



Citywise Trends - Funding raised in last 1 Year

Funding raised in 1 year (Market Share %)

Rank	City	H1 2025		H2 2024		Top Funded Companies in H1 2025		
		#	%	#	%			
1	Dubai	\$944M	93 %	\$328M	75 %	 Vista Global (\$600M)	 Tabby (\$160M)	 Osn (\$57.0M)
2	Abu Dhabi	\$72.2M	7 %	\$109M	25 %	 NymCard (\$33.0M)	 Kairoswealth (\$25.0M)	 CodiPlay (\$9.0M)

Contents

Snapshot

Investments

Investors

Exits

New Unicorns

Citywise Trends

News

Appendix



Recent Key News

Recent Key News (1/3)

Transactions

- Lottery.com to Acquire GXR World Sports Assets for \$10M to Launch Sports.com Super App [GlobeNewswire](#)
- Ex-Coral Capital Execs Plan \$100M Fund to Accumulate BNB [tapchibitcoin.io](#)
- MEVP invests in AppliedAI's \$55 million Series A round [My Startup World](#)
- Napptix Acquires Yazle's MENA Business to Expand Gaming-Ad Technology in Gulf [uaenews247.com](#)
- UAE's OCTA Secures \$20 Million Credit to Boost SME Financing in Saudi Arabia [Fintech News](#)
- Octa Secures \$20 Million for Working Capital to Saudi SMEs [CairoScene](#)
- Serina Therapeutics Congratulates Juvenescence on \$76M Series B Funding & M42 Partnership [GlobeNewswire](#)
- Prop-AI Raises \$1.5M in Pre-Seed Funding for AI-Powered Real Estate Platform Expansion [MEA Tech Watch](#)
- CorroHealth invests in UAE's SANTECHTURE to develop AI-powered RCM [Incubees](#)
- Hoko Agency Acquires Everdome for Creative AI Venture [TahawulTech.com](#)

Company Updates

- BNB Hovers Above \$648 as Maxwell Hard Fork Upgrade Set to Double Block Production Speed [CoinDesk](#)
- Al Ansari Exchange launches digital prepaid cards via UAE mobile app [Arabian Business](#)
- Telegram Introduces 'Fact Check' Feature, But Not For Everyone [Kaldata](#)
- Cregis at iFX Cyprus 2025: Presents Scalable Infrastructure for Forex Digital Transformation [PR Newswire](#)
- Careem Launches Food Delivery in Al Ain Due to Population Growth [Caterer Middle East](#)
- Aspire Space partners with LEAP 71 to develop reusable launch vehicle [TCT Magazine](#)
- UAE's Space42 Expands Satellite Access with New Mobile Hotspot Thuraya MBH [SatNews](#)
- Tawasul Transport, Mbank launch AE Coin digital payments in Abu Dhabi taxis [Gulf Business](#)
- E Fund Management Hong Kong Co. Ltd. Makes New \$644,000 Investment in Yalla Group Limited Sponsore.. [MarketBeat](#)
- OCR Studio MRZ ID document scanning integrated by Greek hospitality IT provider [BiometricUpdate.com](#)

Recent Key News (2/3)

Legal

- Moscow Court Fines Telegram ₺2.8 Million for Two Administrative Cases [RBC](#)
- Telegram Shuts Down \$35B Black Markets for Stolen Data and Crypto Laundering [Ars Technica](#)
- In Moscow, the court fined Telegram for ₺4 million [RBC](#)
- Russian Court Fines Telegram for Anti-Government Content [The Hindu](#)
- Crypto Firm Sentenced for AI Token Wash Trading After DOJ Undercover Sting [Bitcoin](#)
- Telegram under threat: Russian entity offers millions for security flaws [TugaTech](#)
- Telegram CEO Allowed to Leave France After Investigation [TugaTech](#)
- Moscow court fines Telegram and Pinterest 3.5 million rubles each [RBC](#)
- Telegram Fined For Delaying Responses On Child Safety In Australia [TugaTech](#)
- Cryptocurrency financial firm to plead guilty after novel FBI probe [Reuters](#)

Partnerships

- Playgama, GameDistribution Launch Green Web Game Jam 2025 to Tackle Environmental Challenges [Pocket Gamer](#)
- AnaAkhtar & University of Jordan Sign MoU to Advance SEB Learning in MENA Region [AlBawaba](#)
- Contact & Noon Payments Strategic Partnership To Develop Financing Solutions And Enhance E-Pa.. [hapijournal.com](#)
- Square & Live Nation Canada Announce Partnership, Expanding Commerce to Rogers Stadium [Financial Post](#)
- Stake Partners with Checkout.com for Pay to Card Integration [Fintech Finance](#)
- G42, an offensive development in the United States and Europe [FrenchWeb](#)
- Jingle Pay and Western Union partner for cross-border payments [Electronic Payments International](#)
- Axcera Partners with Solitics to Offer Personalized Tools for Prop Firms [Finance Magnates](#)
- Nvidia, UAE data center operator team up to build AI hubs [Tech in Asia](#)
- Bitget Wallet and Hana Partner to Boost Social Finance Accessibility with 680K HANA Rewards [GlobeNewswire](#)

Recent Key News (3/3)

People Movement

- W Abu Dhabi – Yas Island's Deivid Paiva promoted to F&B director [Hotelier Middle East](#)
- tpay Appoints Marouane Bakhtar as Chief Operating Officer [Benzinga](#)
- Optasia Appoints Salvador Anglada as Group CEO [Optasia](#)
- Technology behind private messaging app Telegram names Maximilian Crown new CEO [New York Post](#)
- PXGEO Appoints New CEO [Oedigital](#)
- Finalrentals Appoints New Fractional Chief People Officer [Business News Wales](#)
- India's Billion Electric Mobility appoints new CEO [Tech in Asia](#)
- Former Bdswiss And Squaredfinancial Hr Expert Joins New Cfd Broker Kudotrader [Finance Magnates](#)
- Durov confirmed his departure to Dubai from France [Rusbase](#)
- Omoda & JAECOO confirms iD\TBWA and introduces head of marketing [Propmark](#)

Other

- CXG Wins Best Event Management Company - Saudi Arabia Award at Global Brand Awards 2025 [PR Newswire](#)
- Yalla Group Reports \$83.9M Q1 2025 Revenue Despite User Decline [Pocket Gamer](#)
- Yalla Group Reports Strong Q1 2025 Earnings [PR Newswire](#)
- NymCard Receives Open Finance License in UAE [Fintech News](#)
- Eastnets Double Award Win at 2025 MEA Finance Banking Technology Awards [Business Wire](#)
- Dubai Taxi Company Reports Strong Q1 2025 Revenue Despite Profit Dip [Arabian Business](#)
- Fuze, UAE crypto infrastructure startup, secures license to expand into card payments [MENAbites](#)
- ADGM Regulator Imposes \$8.85 Million in Penalties on Hayvn Group for Regulatory Breaches [Arabian Business](#)
- Roskomnadzor Demands Telegram Remove VCHK-OGPU Channel [RBC](#)
- AI chipmaker Cerebras announces CFIUS clearance, a key step toward IPO [CNBC](#)

Contents

Snapshot

Investments

Investors

Exits

New Unicorns

Citywise Trends

News

Appendix



Explore more on Tracxn

Explore more on Tracxn

Companies

[All Tech Companies](#)

[UAE Tech Companies](#)

[Online Travel Companies](#)

[Companies using AI in Healthcare](#)

[Companies founded by Stanford GSB Alumni](#)

[Soonicorn club in Fintech](#)

[Analyst Picks in Israel Tech](#)

Company Due Diligence

[Company Detail Page of DoorDash](#)

[Competitors of Freshworks](#)

[Cap Table for TransferWise](#)

[Financials for Ola](#)

[Employee Count for Revolut](#)

Investment Activity

[Recent funding rounds](#)

[Investment Trends](#)

[Most Active Investors](#)

[Top Funded Business Models](#)

Exits

[Public Companies](#)

[Acquired Companies](#)

[Most Active Acquirers](#)

Reports

[Delhivery - Company Report](#)

[Novel Foods - Business Model Report](#)

[HRTech - Feed Report](#)

[FinTech - Top Business Models Report](#)

[India Tech - Top Business Models Report](#)

Miscellaneous

[Key News in FinTech](#)

[Events in Bay Area](#)

[Angel Investors in United States](#)

[Bluebox](#)

Explore other Reports on Tracxn

Company Reports

[Transferwise](#)

[Coursera](#)

[BigBasket](#)

Business Model Reports

[Novel Foods](#)

[Blockchain Network](#)

[P2P Remittance](#)

Feed Reports

[HRTech](#)

[Cybersecurity](#)

[Food Tech](#)

Top Business Models in PA

[FinTech](#)

[Enterprise Applications](#)

[Artificial Intelligence](#)

Geo Monthly Reports

[UAE Tech](#)

[Europe Tech](#)

[China Tech](#)

Unicorn Reports

[Monthly Unicorn Report](#)

Feed Geo Reports

[FinTech Europe](#)

[Consumer Digital SEA](#)

[HiTech US](#)

Top Business Models in Geo

[India Tech](#)

[Israel Tech](#)

[UK & Ireland Tech](#)



Any and all information either accessed from the website www.tracxn.com or having otherwise originated from Tracxn Technologies Limited including but not limited to the information contained herein ("Data") is the sole property of Tracxn Technologies Limited (hereinafter "Tracxn"). You shall not recirculate, distribute, transmit, publish, or sell the Data or any portion thereof in any form or by any means, either for commercial or non-commercial use, or permit any third party to use or distribute the Data or any portion thereof; to any other party, except with the prior written consent of Tracxn. You may however incorporate insubstantial portions, extracts, abstracts or summaries from the Data into analysis, presentations or tools for your customers or for your internal use, so long as Tracxn is clearly and visibly identified as the source of information.

For further information please refer to our Terms of Use at www.tracxn.com

Copyright © 2025, Tracxn Technologies Limited. All rights reserved.