

A stylized map of the United Kingdom, including Great Britain and Northern Ireland, rendered in a solid orange color. It is positioned in the center of the slide, partially overlapping a dark blue background with a white grid pattern and a diagonal black-to-blue gradient.

TRACXN GEO QUARTERLY REPORT

**UK TECH - Q1 2025**

# Contents

---

Snapshot

---

Investments

---

Investors

---

Exits

---

New Unicorns

---

Citywise Trends

---

News

---

Funded Deadpooled Companies

---

Appendix

---

# Contents

---

Snapshot

---



---

Snapshot

---

---

Investments

---

---

Investors

---

---

Exits

---

---

New Unicorns

---

---

Citywise Trends

---

---

News

---

---

Funded Deadpooled Companies

---

---

Appendix

---

# Tracxn Insights (1/4)

- The United Kingdom is the 2nd highest funded country in Q1 2025 globally ahead of India and Germany. The only country that saw more funding than the United Kingdom is the United States.
- A total of \$4.9B was raised in Q1 2025, an increase of 44% compared to \$3.4B raised in Q4 2024, and an increase of 26% compared to \$3.9B raised in Q1 2024.
  - Seed Stage saw a total funding of \$1.0B in Q1 2025, an increase of 205% compared to \$328M raised in Q4 2024, and an increase of 140% compared to \$417M raised in Q1 2024.
  - Early Stage saw a total funding of \$892M in Q1 2025, a drop of 48% compared to \$1.7B raised in Q4 2024, and a drop of 26% compared to \$1.2B raised in Q1 2024.
  - Late Stage witnessed a total funding of \$3.0B in Q1 2025, an increase of 114% compared to \$1.4B raised in Q4 2024, and an increase of 30% compared to \$2.3B raised in Q1 2024.
- In Q1 2025, United Kingdom saw 8 100M+ rounds, when compared to 6 such rounds in Q4 2024 and 5 in Q1 2024.
- Companies like DAZN, Isomorphic Labs, Peregrine, Synthesia, Ori have managed to raise funds above \$100M in this quarter.

# Tracxn Insights (2/4)

- DAZN has raised a total of \$1.8B in this quarter across Series D and Angel rounds.
- Isomorphic Labs has raised a total of \$600M in a Series D round led by Thrive Capital.
- Peregrine has raised a total of \$190M in a Series C round led by Sequoia Capital.
- A major part of these \$100M+ funding rounds are from Media & Entertainment, Enterprise Applications and HealthTech.
- Enterprise Applications, Media & Entertainment, and LifeSciences were the top-performing sectors in Q1 2025 in this space.
  - Enterprise Applications sector saw a total funding of \$2.1B in Q1 2025 which is an increase of 41% when compared to \$1.5B raised in Q4 2024 and a drop of 5% when compared to \$2.2B raised in Q1 2024.
  - Media & Entertainment sector funding reached \$1.8B in Q1 2025, reflecting a significant rise of 7218% from \$25M in Q4 2024 and 5249% from \$34.2M in Q1 2024. This growth was driven by DAZN that raised a total of \$1.8B in 2 funding rounds.
  - Life Sciences saw a total funding of \$785.4M in Q1 2025 which is a drop of 13% when compared to \$901.1M in Q4 2024 and an increase of 87% when compared to \$420.4M raised in Q1 2024.

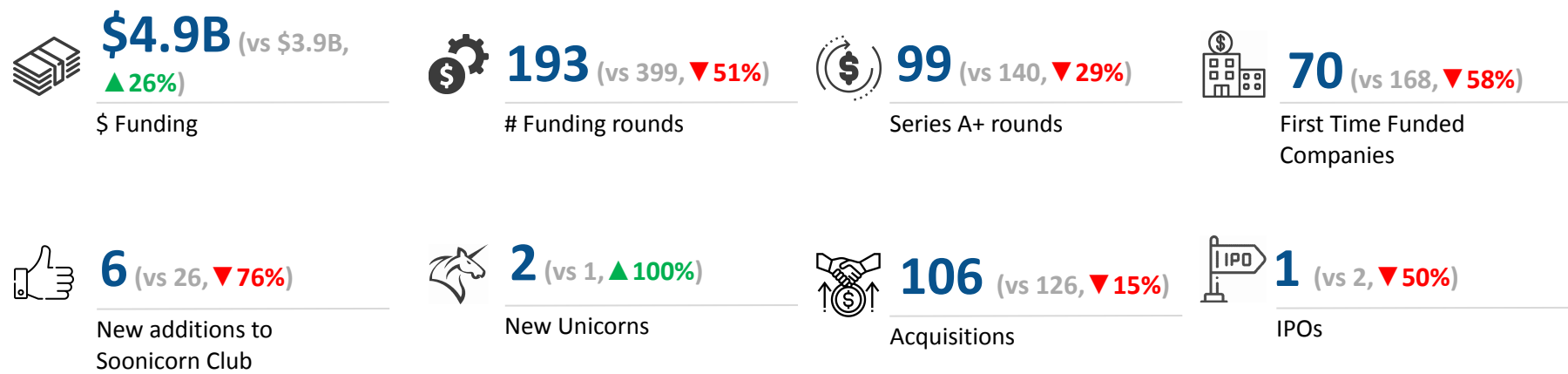
# Tracxn Insights (3/4)

- RedCloud was the only company to go public in Q1 2025.
- There were 2 unicorns created in Q1 2025, which is a 100% increase compared to 1 unicorn in Q1 2024.
- In Q1 2025, United Kingdom saw 106 acquisitions when compared to 111 acquisitions in Q4 2024 and 126 in Q1 2024.
  - Kantar Media was acquired by H.I.G. Capital at a price of \$1.0B. This becomes the highest valued acquisition in Q1 2025 followed by the acquisition of Chimerix by Jazz Pharmaceuticals at a price of 935M.
- London based tech firms accounted for 83% of all funding seen by tech companies across the United Kingdom. This was followed by Cambridge at a distant second.
- Fuel Ventures, BGF and SFC Capital were the top VC investors in United Kingdom Tech ecosystem for Q1-2025.
  - Fuel Ventures, SFC Capital and Cambridge Innovation capital were the top seed stage investors in United Kingdom Tech ecosystem for Q1 2025.

# Tracxn Insights (4/4)

- QED Investors, Acurio Ventures and DN Capital were the top early stage investors in United Kingdom Tech ecosystem for Q1 2025.
- Lauxera Capital Partners, O.G. Venture Partners and RPS Ventures were the top late stage investors in United Kingdom Tech ecosystem for Q1 2025.

# UK Tech Snapshot - Q1 2025



## UK Tech All time Stats






Summary	
All Companies	98,391
Funded Companies	16,255
Total Funding	\$198B
Funding in last 24 months	\$31.8B
Cumulative Valuation of all Unicorns	\$142B

Exits	
Acquisitions	4,050
IPOs	406

Companies Covered	
Unicorns	60
Soonicorns	333
Minicorns	1,297
Editor's Pick	5,874
Series A+	2,703
Series C+	444
Acqui-Hires	1,056
Deadpooled	22,999

Top Cities	
London	(\$138B)
Cambridge	(\$9.6B)

## Top Funding Rounds

Company	Round Details
 DAZN (2015, London)	\$1.0B - Series D
 DAZN (2015, London)	\$827M - Angel
 Isomorphic Labs (2021, London)	\$600M - Series D
 Peregrine (2016, Cardiff)	\$190M - Series C
 Synthesia (2017, London)	\$180M - Series D

## Top Feeds

Feed	\$Funding
Sports Tech	\$1.8B
Life Sciences Tech	\$600M
Legal Tech	\$269M
GRC Software	\$247M

## Top Cities

City	\$Funding
London	\$4.1B
Cambridge	\$245M
Cardiff	\$191M
Oxford	\$74.5M
Glasgow	\$69.5M

\*Data from 01-Jan-2025 to 31-Mar-2025 is considered in report

Note: Numbers in bracket indicate the values of Q1 2024



# Contents

---

Snapshot

---

**Investments**

---

Investors

---

Exits

---

New Unicorns

---

Citywise Trends

---

News

---

Funded Deadpooled Companies

---

Appendix

---



---

Q-o-Q Funding Trends

---

Q-o-Q Stage-wise Funding Trends

---

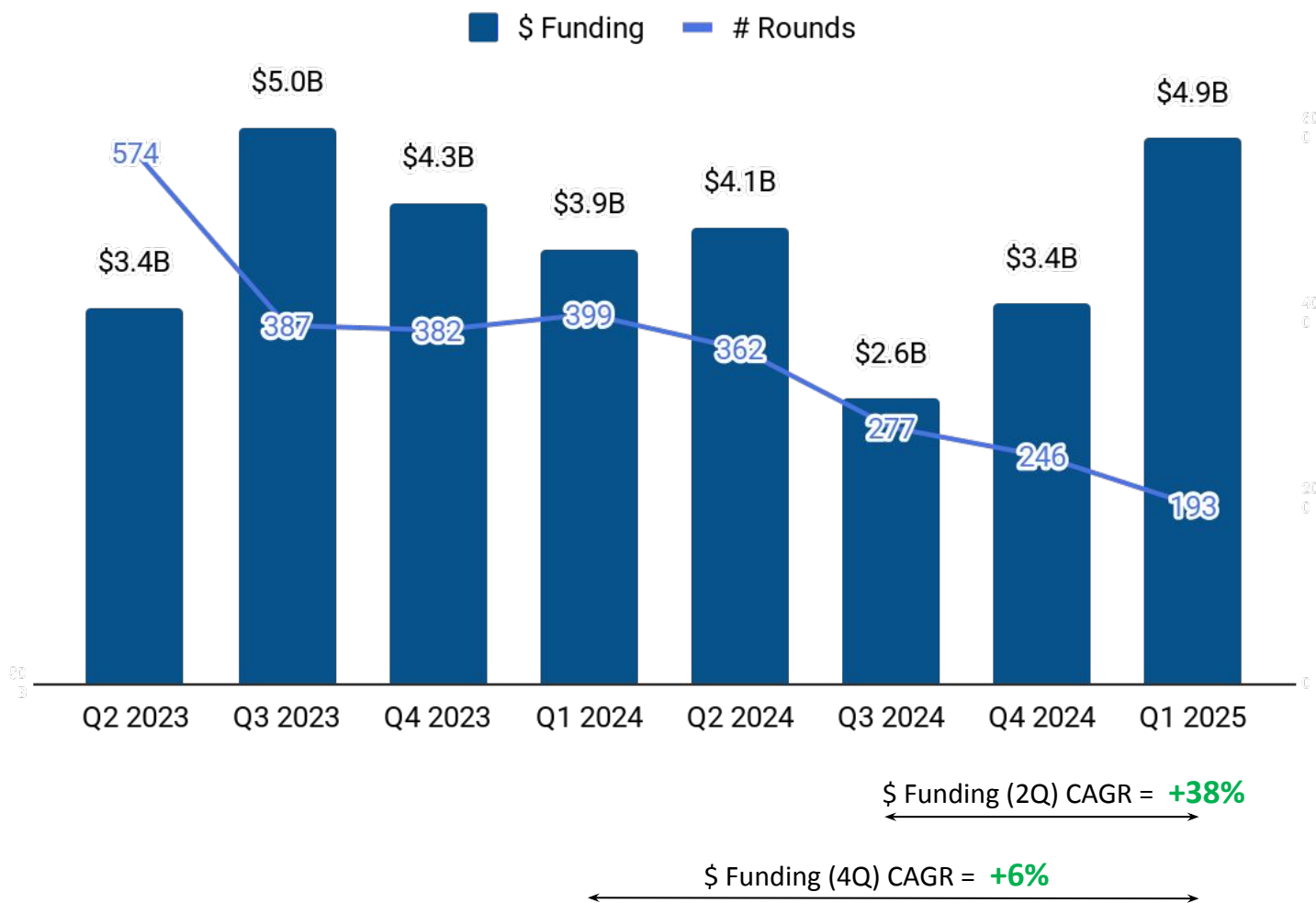
Top Funding Rounds in last quarter

---











Top Funded Business Models - last 1 quarter

---

# Q-o-Q Funding Trends

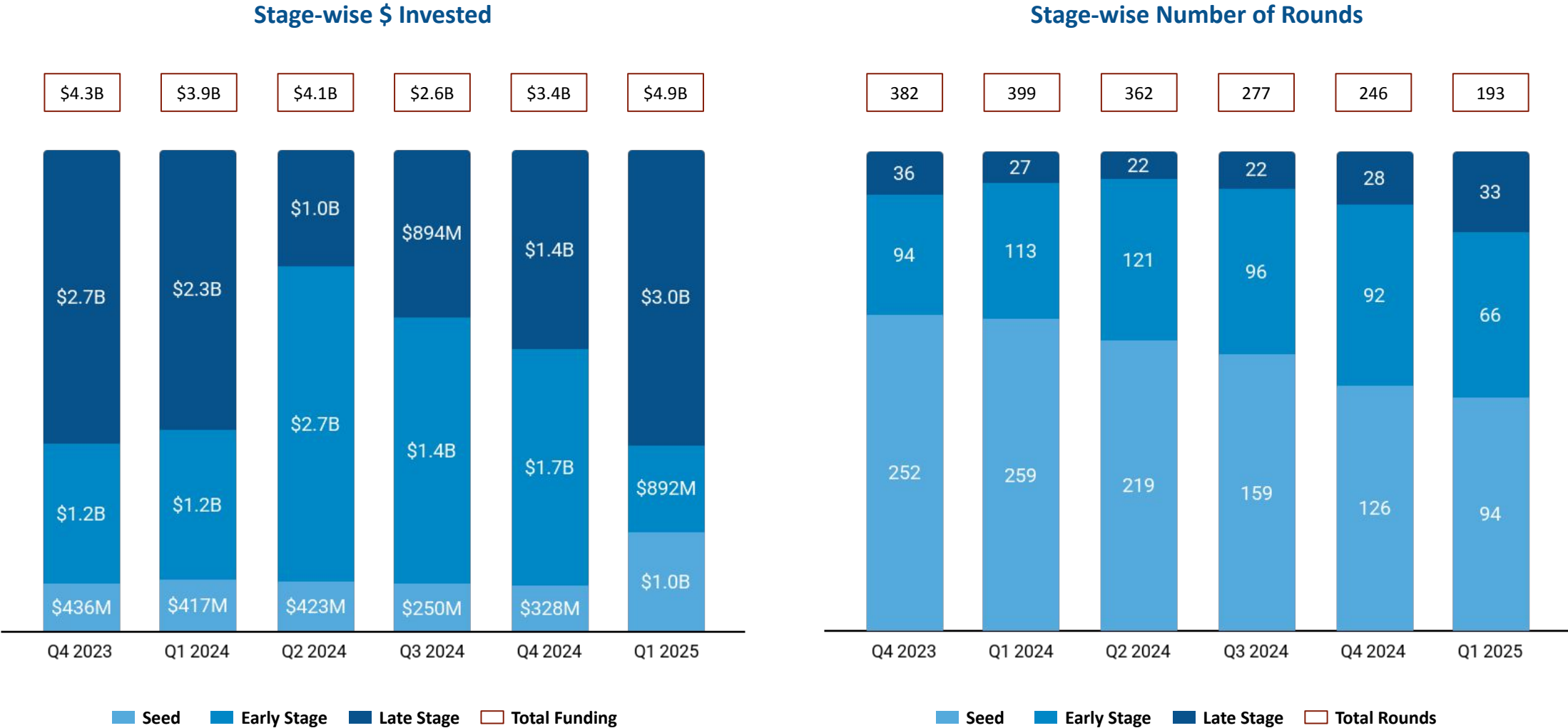


## Top Funding Rounds in last 8 quarters













Company		Funding Round
	Zenobē (2015, London)	\$1.1B - Series E
	Wayve (2017, Cambridge)	\$1.1B - Series C
	Abound (2020, London)	\$1.0B - Series B
	DAZN (2015, London)	\$1.0B - Series D
	DAZN (2015, London)	\$827M - Angel
	Octopus Energy (2015, London)	\$800M - Series F
	Conigital (2015, Birmingham)	\$623M - Series A
	Isomorphic Labs (2021, London)	\$600M - Series D
	Bruntwood (1976, Manchester)	\$525M - Series D
	CheBots (2018, London)	\$500M - Series D

Note: Funding includes only Equity Funding. It excludes Debt, Grant, Post-IPO and ICO funding.









# Q-o-Q Stage-wise Funding Trends



# Top Funding Rounds in Q1 2025 (1/2)











Company	\$ Amount	Round	Date	Investors
 DAZN (2015, London, \$1.83B)	\$1.0B	Series D	Feb 2025	Surjsports
 DAZN (2015, London, \$1.83B)	\$827M	Angel	Jan 2025	-
 Isomorphic Labs (2021, London, \$600M)	\$600M	Series D	Mar 2025	Google Ventures, Thrive Capital, Alphabet
 Peregrine (2016, Cardiff, \$220M)	\$190M	Series C	Mar 2025	Sequoia Capital, Goldcrest, Friends & Family Capital, <a href="#">+3 more</a>
 Synthesia (2017, London, \$336M)	\$180M	Series D	Jan 2025	New Enterprise Associates, Google Ventures, World In., <a href="#">+4 more</a>
 Ori (2018, London, \$178M)	\$176M	Series D	Feb 2025	Telefonica, NextEra Energy, Wa'ed Ventures
 Quantexa (2016, London, \$546M)	\$175M	Series F	Mar 2025	Ontario Teachers' Pension Plan, British Patient Capital
 Cera (2016, London, \$551M)	\$130M	Series C	Jan 2025	Schroders Capital, BDT & MSD Partners, Earlymarket, <a href="#">+2 more</a>
 Connected Kerb (2017, London, \$209M)	\$81M	Series A	Jan 2025	Aviva Investors, National Wealth Fund
 Mews (2012, London, \$410M)	\$75M	Series D	Mar 2025	Goldman Sachs, Battery Ventures, Kinnevik, <a href="#">+1 more</a>
 Luminance AI (2015, Cambridge, \$165M)	\$75M	Series C	Feb 2025	March Capital, Schroders Capital, Point72 Ventures, <a href="#">+4 more</a>
 Maxon Therapeutics (2020, Cambridge, \$88.00M)	\$72M	Series A	Mar 2025	General Catalyst, Lilly, BGF, <a href="#">+4 more</a>

# Top Funding Rounds in Q1 2025 (2/2)

Company	\$ Amount	Round	Date	Investors
 BLK Global (2018, Glasgow, \$63.32M)	\$63M	Series C	Feb 2025	Nimbus Capital
 Shop Circle (2021, London, \$218M)	\$60M	Series B	Feb 2025	NFX, QED Investors, Endeavor, <a href="#">+7 more</a>
 Fundment (2014, London, \$58.67M)	\$54M	Series C	Jan 2025	Highland Europe, ETFS Capital
 Curve (2015, London, \$323M)	\$48M	Series C	Mar 2025	Hanaco Ventures, IDC Ventures, Fuel Ventures, <a href="#">+1 more</a>
 Alloyed (2017, Kidlington, \$107M)	\$48M	Series B	Mar 2025	Development Bank of Japan, Oxford Science Enterpri..., <a href="#">+4 more</a>
 Swap (2021, London, \$49.00M)	\$40M	Series B	Mar 2025	Iconiq Capital, QED Investors, Cherry Ventures, <a href="#">+2 more</a>
 Amplience (2008, London, \$215M)	\$39M	Series D	Jan 2025	AshGrove Capital
 Protium (2019, London, \$88.70M)	\$38M	Series B	Jan 2025	Barclays, ITOCHU, SWEN Capital Partners, <a href="#">+1 more</a>
 Relay (2022, London, \$48.83M)	\$35M	Series A	Feb 2025	Project A, Prologis, Plural
 BeZero Carbon (2020, London, \$109M)	\$32M	Series C	Jan 2025	TransLink Capital, Molten Ventures, EDF, <a href="#">+6 more</a>
 Cambridge Gan Devices (2017, Cambridge, \$59.97M)	\$32M	Series C	Feb 2025	BGF, Parkwalk, IQ Capital, <a href="#">+3 more</a>
 iplicit (2013, London, \$31.15M)	\$31M	Series C	Jan 2025	One Peak

Full list of 193 Key Funding Rounds is available on [Tracxn Platform](#)

# Top Funded Business Models in Q1 2025

Rank	Business Model	\$ Funding	# Rounds	Top Funding Round
1 ..	Sports News Publishers	\$1.8B	2	 DAZN \$1.0B - Series D
2 ..	Small Molecule Drug Discovery Platform	\$600M	1	 Isomorphic Labs \$600M - Series D
3 ..	Criminal Intelligence Platforms	\$190M	1	 Peregrine \$190M - Series C
4 ..	Video Remote Interpreting	\$180M	1	 Synthesia \$180M - Series D
5 ..	Container Management Software	\$176M	1	 Ori \$176M - Series D
6 ..	Decision Support Software	\$175M	1	 Quantexa \$175M - Series F
7 ..	Online Caregiver Booking Platform	\$130M	1	 Cera \$130M - Series C
8 ..	EV Charging Station Locator	\$83.2M	2	 Connected Kerb \$80.9M - Series A
9 ▼13	Hospitality ERP	\$75.0M	1	 Mews \$75.0M - Series D
10 ..	Contract Lifecycle Management	\$75.0M	1	 Luminance AI \$75.0M - Series C

\* Rank is based on \$Invested in last 1 quarter in the Business Model. ▲ - Indicates change in Rank from previous quarter.

# Contents

---

Snapshot

---

Investments

---

**Investors**

---

Exits

---

New Unicorns

---

Citywise Trends

---

News

---

Funded Deadpooled Companies

---

Appendix

---



---

Q-o-Q Investors

---

Q-o-Q Global Investors

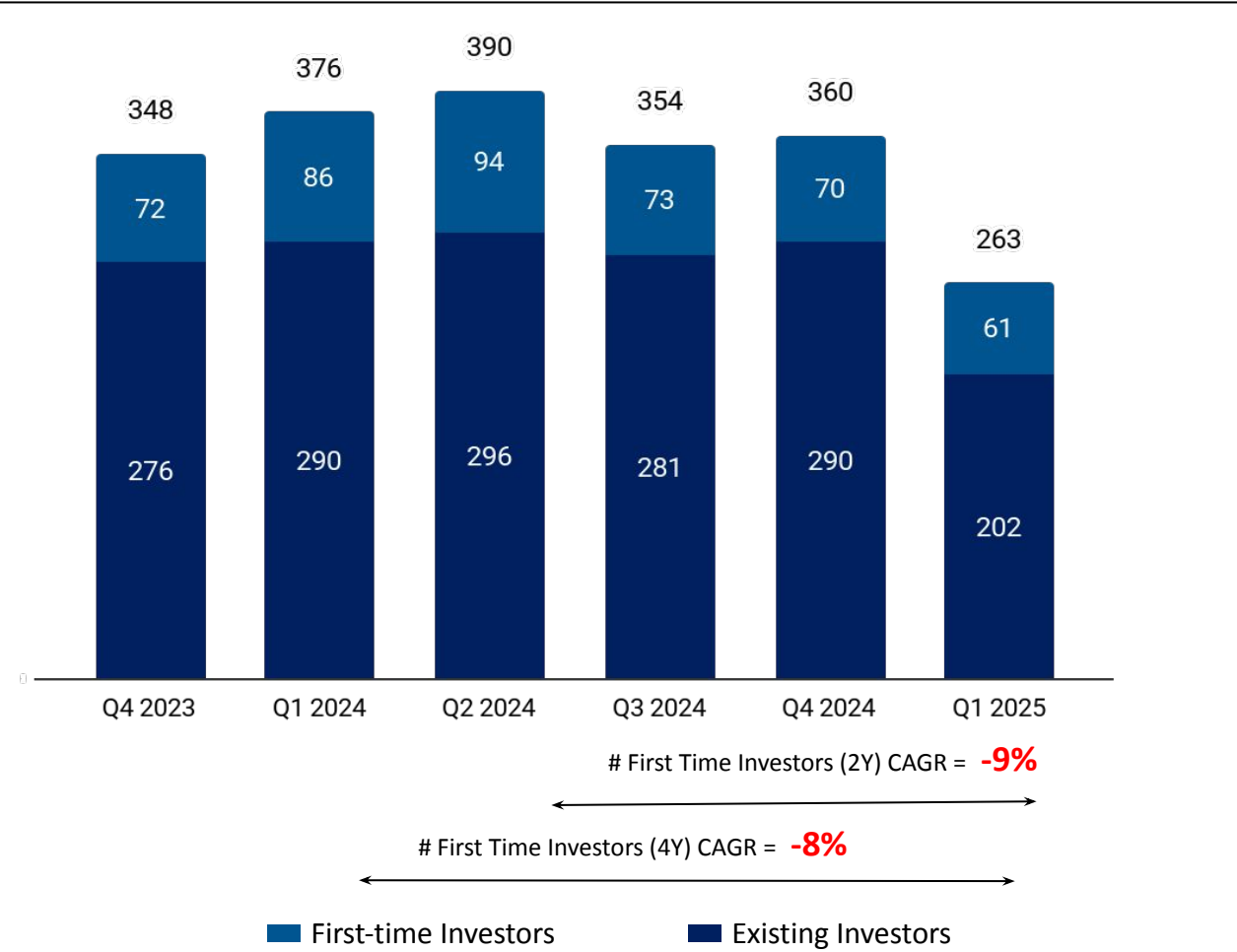
---

Most Active Investors

---

# Q-o-Q Investors

Q-o-Q # of unique Institutional Investors in UK Tech



Top Institutional Investors in Q1 2025

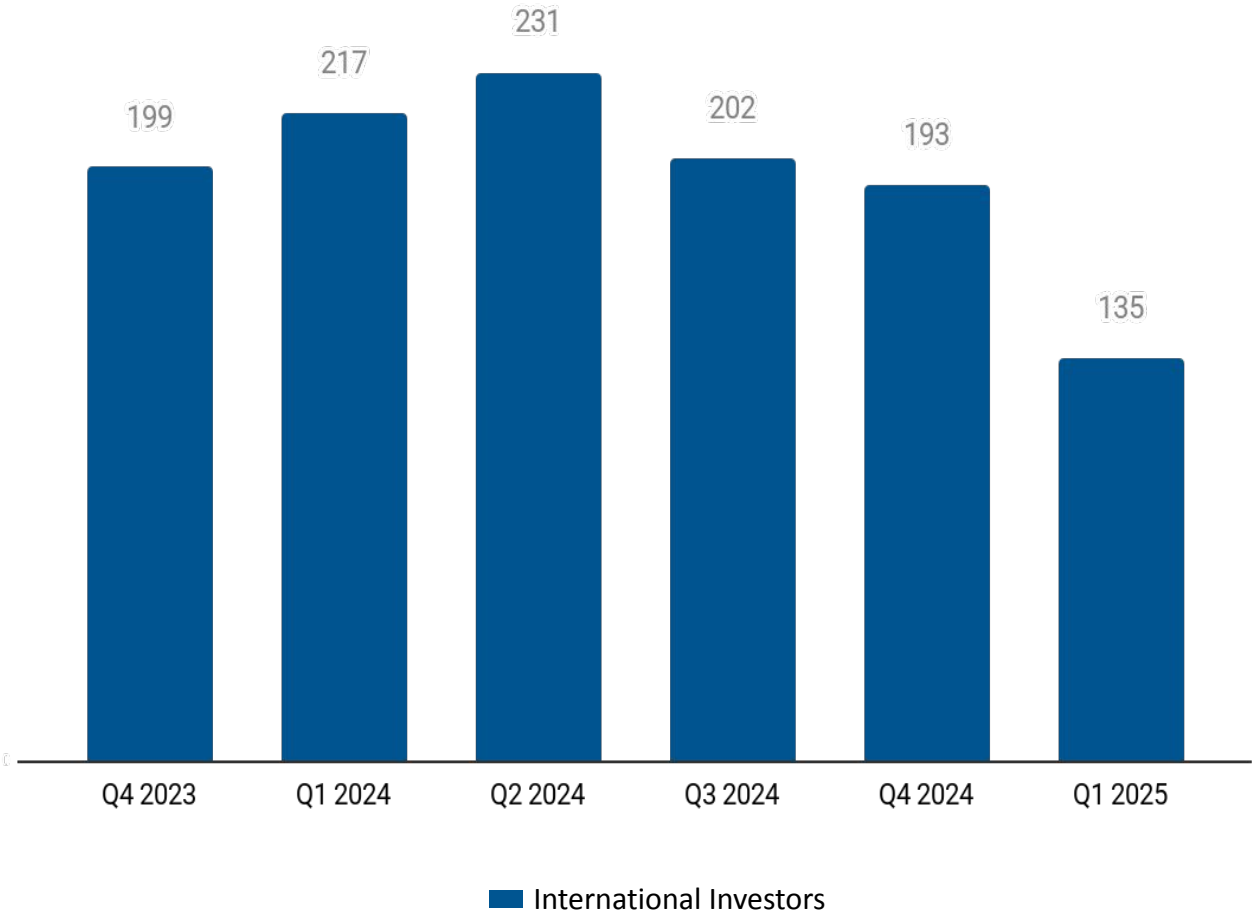
Stage	Investor name	# Investments in Q1 2025
Seed Stage	Fuel Ventures	4 (▲33%)
	SFC Capital	4 (▲300%)
	Cambridge Innovation Capital	3
Early Stage	QED Investors	3 (▲200%)
	Acurio Ventures	2
	DN Capital	2
Late Stage	Lauxera Capital Partners	1
	O.G. Venture Partners	1
	RPS Ventures	1

Note: First-time investors and Existing Investors are calculated from the available Equity Funding Rounds on Tracxn Platform. 1.The numbers in bracket correspond to the change from Q1 2024.












# Q-o-Q International Investors

Q-o-Q # of unique Institutional Investors in UK Tech













Top International Institutional Investors in Q1 2025

Stage	Investor name	# Investments in Q1 2025
Seed Stage	 Y Combinator	2 (▼50%)
	 Blockchain Founders Fund	2 (▲100%)
	 Endeavor	1 ( -- )
Early Stage	 QED Investors	3 (▲200%)
	 Acurio Ventures	2 ( -- )
	 Sequoia Capital	1 ( -- )
Late Stage	 Lauxera Capital Partners	1 ( -- )
	 O.G. Venture Partners	1 ( -- )
	 RPS Ventures	1 ( -- )











Note: International Investors are the investors who are based outside of the Geo mentioned in the report. 1.The numbers in bracket correspond to the change from Q1 2024.

# Most Active Investors: Accelerators & Incubators

#	Investor Name	Country	# Overall investments	# Investments in Geo* - Q1 2025	Notable Portfolio Investments in Geo*
1	 Cambridge Innovation Capital	United Kingdom	39	3	Cambridge Gan Devices (\$60.0M), Saliency Labs (\$41.5M), Trimtech Therapeutics (\$31.0M)
2	 Y Combinator	United States	5164	2	Monzo (\$1.9B), LemFi (\$86.7M), nsave (\$22.2M)
3	 Blockchain Founders Fund	Singapore	137	2	Keyless (\$26.0M), Unit Network (\$18.0M), M10 (\$3.0M)
4	 Endeavor	United States	330	1	Shop Circle (\$218M), Moniepoint (\$166M), LemFi (\$86.7M)
5	 Speedinvest	Austria	297	1	Curve (\$323M), TurinTech (\$16.3M), Rho (\$6.2M)
6	 Antler	Vietnam	1195	1	Noxus (\$1.5M), Hydrologiq (\$822K)
7	 Entrepreneur First	United Kingdom	490	1	Magdrive (\$12.4M), Telescope (\$1.0M)
8	 Ventures Platform	Nigeria	84	1	LemFi (\$86.7M), Raenest (\$14.3M)
9	 DigitalHealth.London	United Kingdom	1	1	Cera (\$551M)
10	 Fireball Capital	South Africa	21	1	Insight Terra (\$5.7M)











Note: \*Geo = UK Tech. The number in bracket refers to the total funding raised by the company.

# Most Active Investors: VC - Seed

#	Investor Name	Country	# Overall investments	# Investments in Geo* - Q1 2025	Notable Portfolio Investments in Geo*
1	 Fuel Ventures	United Kingdom	176	4	Curve (\$323M), HowNow (\$19.1M), Cult Mia (\$10.9M)
2	 SFC Capital	United Kingdom	379	4	Strolll (\$25.6M), Noxus (\$1.5M), Hydrologiq (\$822K)
3	 Haatch	United Kingdom	93	3	Betmate (\$2.0M), Bourn.ai (\$1.9M), Powdr (\$1.2M)
4	 ACF Investors	United Kingdom	105	3	OneID (\$21.1M), Monument Tx (\$6.0M), Atelerix (\$2.4M)
5	 Eka Ventures	United Kingdom	15	2	Oxford Cancer Analytics (\$16.5M), XARlabs (\$2.3M), Medly (\$1.7M)
6	 Midven	United Kingdom	149	2	Strolll (\$25.6M), Assemble You (\$1.3M), 4T2 Sensors (\$973K)
7	 Praetura Ventures	United Kingdom	59	2	MOJO-CX (\$2.7M), Pill Connect (\$658K)
8	 Oxford Science Enterprises	United Kingdom	100	1	Alloyed (\$107M), Salience Labs (\$41.5M), Mixergy (\$37.9M)
9	 Seedcamp	United Kingdom	450	1	Revolut (\$2.0B), Synthesia (\$336M), Curve (\$323M)
10	 Firstminute Capital	United Kingdom	135	1	Shop Circle (\$218M), Capi Money (\$20.1M), Metica (\$9.0M)





Note: \*Geo = UK Tech. The number in bracket refers to the total funding raised by the company.

# Most Active Investors: VC - Early Stage

#	Investor Name	Country	# Overall investments	# Investments in Geo* - Q1 2025	Notable Portfolio Investments in Geo*
1	 QED Investors	United States	222	3	Shop Circle (\$218M), Moniepoint (\$166M), Swap (\$49.0M)
2	 Acurio Ventures	Spain	6	2	InteleXVision (\$10.5M), PassEntry (\$7.6M)
3	 DN Capital	United Kingdom	156	2	Napo (\$37.9M), Fimple (\$20.5M)
4	 BGF	United Kingdom	466	1	Orbex (\$158M), Maxion Therapeutics (\$88.0M), Cambridge Gan Devices (\$60.0M)
5	 Sequoia Capital	United States	1689	1	Peregrine (\$220M), nsave (\$22.2M), Paid (\$11.0M)
6	 British Patient Capital	United Kingdom	44	1	Quantexa (\$546M), Maxion Therapeutics (\$88.0M), Cambridge Gan Devices (\$60.0M)
7	 Molten Ventures	United Kingdom	113	1	Revolut (\$2.0B), BeZero Carbon (\$109M), Renew Risk (\$8.3M)
8	 AlbionVC	United Kingdom	107	1	Quantexa (\$546M), IONATE (\$21.4M)
9	 General Catalyst	United States	765	1	Monzo (\$1.9B), Maxion Therapeutics (\$88.0M)
10	 Iconiq Capital	United States	159	1	Monzo (\$1.9B), Swap (\$49.0M)











Note: \*Geo = UK Tech. The number in bracket refers to the total funding raised by the company.

# Most Active Investors: VC - Late Stage

#	Investor Name	Country	# Overall investments	# Investments in Geo* - Q1 2025	Notable Portfolio Investments in Geo*
1	 Lauxera Capital Partners	France	7	1	OrganOx (\$45.4M)
2	 O.G. Venture Partners	Monaco	20	1	Peregrine (\$220M)
3	 RPS Ventures	United States	14	1	Luminance AI (\$165M)
4	 Sofina	Belgium	101	1	OrganOx (\$45.4M)

Note: \*Geo = UK Tech. The number in bracket refers to the total funding raised by the company.

# Most Active Investors: PE

#	Investor Name	Country	# Overall investments	# Investments in Geo* - Q1 2025	Notable Portfolio Investments in Geo*
1	 Maven Capital Partners	United Kingdom	292	3	Blackdot Solutions (\$10.9M), Lithium Salvage (\$2.1M), Kani Payments
2	 The FSE Group	United Kingdom	288	3	Just Move In (\$22.4M), Distil (\$3.9M), Bower Collective (\$2.9M)
3	 Battery Ventures	United States	632	2	Mews (\$410M), Plain (\$21.0M)
4	 Finance Yorkshire	United Kingdom	158	2	BOW (\$5.0M), Pure Energy Music (\$521K)
5	 TA	United States	341	2	Biocomposites (\$1.8M), Facts Global Energy
6	 Midlands Engine Investment Fund	United Kingdom	201	1	Previsico (\$5.1M), OneUpSales (\$1.9M)
7	 Atlantic Bridge	Ireland	91	1	Insight Terra (\$5.7M)
8	 Acquinox Capital	Luxembourg	1	1	Reality (\$4.6M)
9	 Blue Star Capital	United Kingdom	9	1	SatoshiPay (\$3.7M)
10	 Development Bank of Wales	United Kingdom	202	1	Driverly (\$787K)

Note: \*Geo = UK Tech. The number in bracket refers to the total funding raised by the company.

# Contents

---

Snapshot

---

Investments

---

Investors

---

**Exits**

---

New Unicorns

---

Citywise Trends

---

News

---

Funded Deadpooled Companies

---

Appendix

---



---

Exit Snapshot

---

List of IPOs

---

List of Acquisitions


---


Most Active Acquirers


---


# Exit Snapshot - Q1 2025

IPOs - Q1 2025  
(vs Q1 2024)


**1** (vs 2)  
# IPOs


**-** (vs -)  
Avg. yrs from first funding to IPO


**-** (vs -)  
Avg. Funding raised before IPO


**\$191M** (vs -)  
Avg. IPO Mcap

Acquisitions - Q1 2025 (vs Q1 2024)







**106** (vs 126)  
# Acquisitions

**10.9** (vs 14.5)  
Avg. yrs from first funding to Acq.

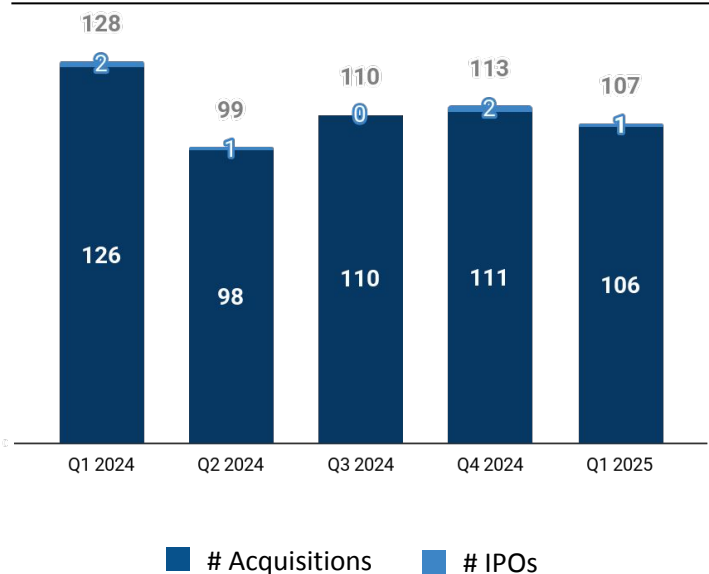
**\$28.0M** (vs \$48.9M)  
Avg. Funding raised before Acq.

**\$262M** (vs \$32.0M)  
Avg. Acq. Price





## Top Investors by # Exits - Q1 2025

Investor	# Exits	Notable Exit
 Octopus Ventures	4	Elvie
 Seedcamp	3	Audiense
 Y Combinator	3	Tranch
 Scottish Equity Partners	3	TotallyMoney
 Molten Ventures	3	Freetrade
 Level39	2	RedCloud

## Q-o-Q Exit Trends



## Top Exits - Q1 2025











Type	Company	Acq. Price/IPO Mcap
Acq.	 Kantar Media (2010, London)	\$1.0B
	 Chimerix (2002, Durham, \$95.2M)	\$935M
	 Wild (2002, London, \$12.6M)	\$286M
IPO	 RedCloud (2014, London)	\$191M



# List of IPOs - Q1 2025











Company	Investors	IPO Date	IPO Mcap
 RedCloud (2014, London)	Level39	Mar 2025	\$191M

# List of Acquisitions - Q1 2025

Company	Acquirer(s)	Acq. Date	Acq. Price
 Kantar Media (2010, London)	H.I.G. Capital	Jan 2025	\$1.0B
 Chimerix (2002, Durham, \$95M)	Jazz Pharmaceuticals	Mar 2025	\$935M
 Wild (2002, London, \$13M)	Unilever	Feb 2025	\$286M
 Freetrade (2015, London, \$165M)	IG	Jan 2025	\$196M
 Blis (2004, London, \$34M)	T-Mobile	Mar 2025	\$175M
 Helio (2022, London, \$3M)	MoonPay	Jan 2025	\$175M
 NationalWorld (2019, Leeds)	Media Concierge	Feb 2025	\$82.3M
 Organic Oil Recovery (2018)	Hunting	Mar 2025	\$17.5M
 Oncogeni (2019, Stratford upon avon)	THE NATION TRUST HOLDING	Mar 2025	\$12.0M
 Total Drive (2003, Totnes)	Software Circle	Mar 2025	\$4.5M

View all 106 companies on [Tracxn Platform](#)

# Most Active Acquirers

#	Acquirer	Country	# Acq.	Average Acq. Price	Companies Acquired
1	 Marlin Equity Partners	United States	2	-	Napier, EIDO Healthcare
2	 Lomond	United Kingdom	2	-	UniHomes, Uni2
3	 H.I.G. Capital	United States	1	\$1.0B	Kantar Media (\$1.0B)
4	 Jazz Pharmaceuticals	Ireland	1	\$935M	Chimerix (\$935M)
5	 Unilever	United Kingdom	1	\$286M	Wild (\$286M)
6	 IG	United Kingdom	1	\$196M	Freetrade (\$196M)
7	 T-Mobile	United States	1	\$175M	Blis (\$175M)
8	 MoonPay	United States	1	\$175M	Helio (\$175M)
9	 Media Concierge	United Kingdom	1	\$82.3M	NationalWorld (\$82.3M)
10	 Hunting	United States	1	\$17.5M	Organic Oil Recovery (\$17.5M)

Note: Numbers in bracket indicate the Acquisition Price of the company.

# Contents

---

Snapshot

---

Investments

---

Investors

---

Exits

---

**New Unicorns**

---

Citywise Trends

---

News

---

Funded Deadpooled Companies

---

Appendix

---



---

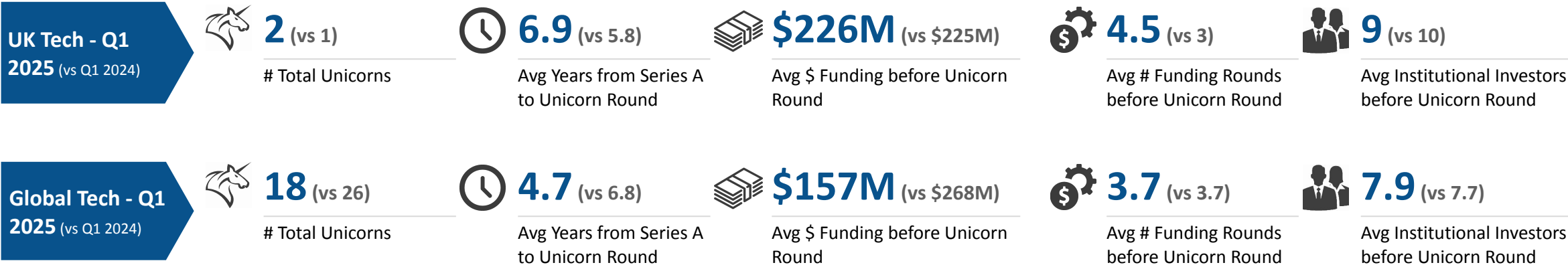
Unicorn Trends














---

List of New Soonicorns

---

# Unicorn Trends in Q1 2025



Top Seed Stage Investors	Top Early Stage Investors	Top Late Stage Investors	Top Cities
<div> Credo Ventures</div>	<div> Guinness Global Investors</div>	<div> Guinness Global Investors</div>	<div>Cardiff (1)</div>
<div> Auriens</div>	<div> Yabeo</div>	<div> 8090 Partners</div>	<div>London (1)</div>
<div> Kima Ventures</div>	<div> Craft Ventures</div>	<div> BDT &amp; MSD Partners</div>	
	<div> Fifth Down Capital</div>	<div> DigitalHealth.London</div>	
	<div> Friends &amp; Family Capital</div>	<div> Earlymarket</div>	
	<div><a href="#">+ 4 more</a></div>	<div><a href="#">+ 14 more</a></div>	

Note: Investors refers to Institutional Investors only. Top Investors are calculated based on investments before the Unicorn Round.


# List of New Unicorns

Company	Short Description	Unicorn Event Date	Time from Series A (yrs) <sup>1</sup>	\$Funding before Unicorn Round <sup>2</sup>	# Rounds <sup>2</sup>	# Investors <sup>2</sup>
 Peregrine (2016, Cardiff, \$220M)	Crime intelligence and analytics solution	Mar 2025	-	\$30M	1	5
 Cera (2016, London, \$551M)	Provider of a digital-first home healthcare provider that offers personalized care solutions to patients, leveraging technology to transform the healthcare system	Jan 2025	6.9	\$421M	8	13

Full List of 2 unicorn is available on [Tracxn Platform](#)

1 - Time taken from First funding to the Unicorn Event Date. 2 - Before Unicorn Round

# Soonicorn Club - List of New Soonicorns

Company		Tracxn Score
 NatureMetrics (2014, Guildford, \$52.4M)		63.6

Note: A Soonicorn is a company which is likely to achieve US \$1 billion valuation in the short to medium term. Tracxn Score is a proprietary score based on various market signals reflecting the company’s size, execution and growth.

# Contents

Snapshot

Investments

Investors

Exits

New Unicorns

**Citywise Trends**

News

Funded Deadpooled Companies

Appendix



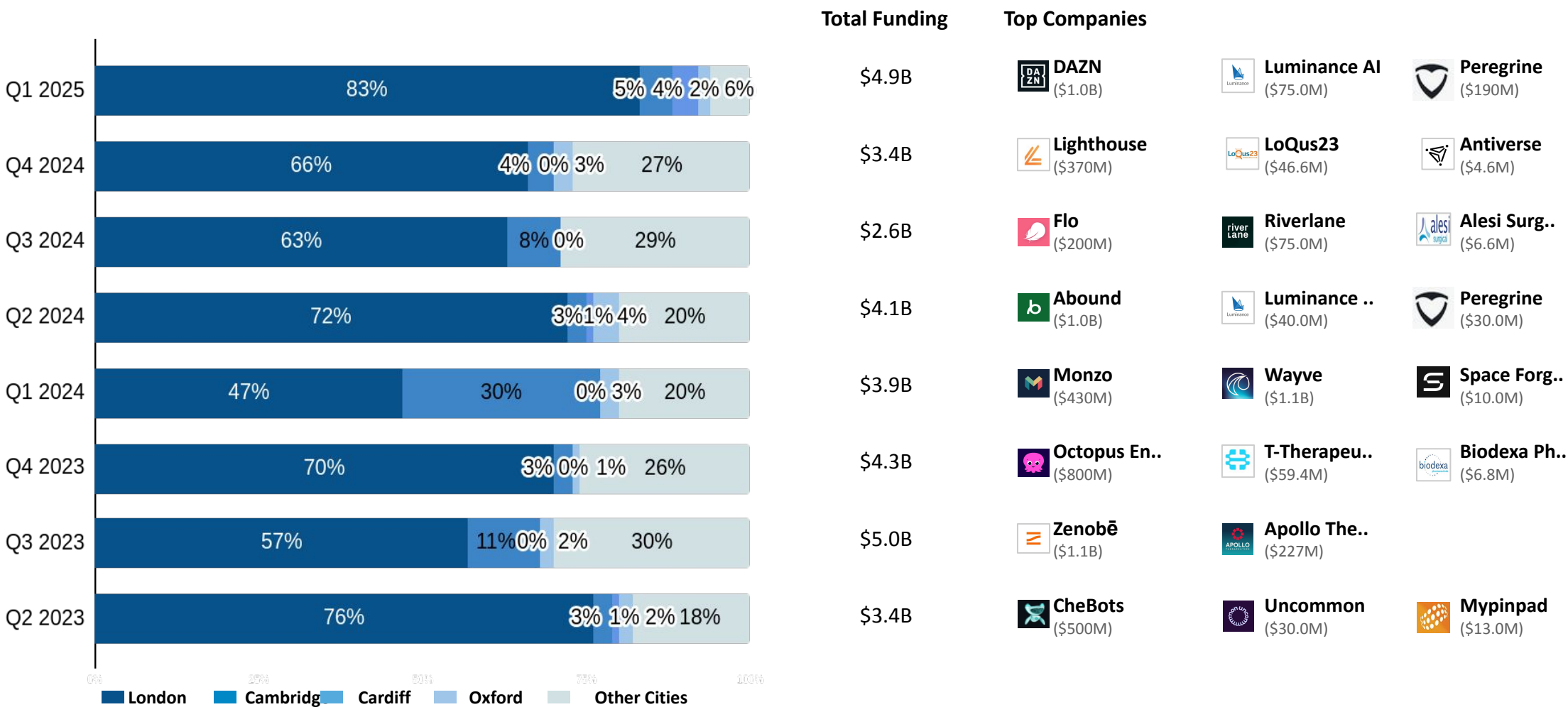
Cities by Total Funding

Cities by Funding raised in last 2 quarters


























# Citywise Trends - Total Funding

Distribution by Cities - Total Funding (\$)



# Citywise Trends - Funding raised in last 2 Quarters

Funding raised in 2 Qtrs (Market Share %)

Rank	City	Q1 2025		Q4 2024		Top Funded Companies in Q1 2025		
		#	%	#	%			
1	London	\$4.1B	83 %	\$2.3B	66 %	 DAZN \$1.0B	 Isomorphic.. \$600M	 Synthesia \$180M
2	Cambridge	\$245M	5 %	\$134M	4 %	 Luminance .. \$75.0M	 Maxion The.. \$72.0M	 Cambridge .. \$32.0M
3	Cardiff	\$191M	4 %	\$4.6M	0 %	 Peregrine \$190M	 Zero \$1.2M	 Driverly -
4	Oxford	\$74.5M	2 %	\$116M	3 %	 Salience L.. \$30.0M	 Brainomix \$18.0M	 Mixergy \$15.5M
5	Glasgow	\$69.5M	1 %	\$1.1M	0 %	 BLK Global \$63.3M	 Dxcover \$6.2M	 HVS -
6	Kidlington	\$47.9M	1 %	-	-	 Alloyed \$47.9M		
7	Guildford	\$25.0M	1 %	-	-	 NatureMetr.. \$25.0M		
8	Bristol	\$20.5M	0 %	\$61.9M	2 %	 Origen \$13.0M	 Zero Point.. \$5.2M	 Zap-Map \$2.3M
9	Stratford-upon-Avon	\$19.8M	0 %	-	-	 OneID \$19.8M		
10	Edinburgh	\$17.4M	0 %	\$97.9M	3 %	 IONATE \$17.0M	 UNA Watch \$388K	

# Contents

---

Snapshot

---

Investments

---

Investors

---

Exits

---

New Unicorns

---

Citywise Trends

---

**News**

---

Funded Deadpooled Companies

---

Appendix



---

Recent Key News

---

# Recent Key News (1/3)

## Transactions

---

- Isomorphic Labs announces \$600 million funding to further develop its next-generation AI dr.. [boerse-social.com](https://boerse-social.com)
- Google-backed AI drug discovery startup Isomorphic Labs raises \$600 million in first funding.. [TechStartups.com](https://TechStartups.com)
- Transaction in own shares [GlobeNewswire](https://GlobeNewswire)
- UK-Based Crypto Exchange Archax Expands to U.S. Tokenized Asset Market With Broker-De.. [bitcoinethereumnews.com](https://bitcoinethereumnews.com)
- Alphabet-Backed Isomorphic Labs Raises \$600M For AI Drug Development [Zephyrnet](https://Zephyrnet)
- Archax Buys FINRA-Regulated Broker Dealer to Offer Tokenized Assets in the U.S. [CoinDesk](https://CoinDesk)
- Diffblue Receives £1M Grant from Innovate UK [FinSMEs](https://FinSMEs)
- Global Dash Cam Market Leader Nextbase Makes AI Acquisition for Next Generation of Innovation [PR Newswire](https://PR Newswire)
- Nextbase Acquires Humanising Autonomy's AI Assets to Enhance Dash Cam Safety Features [Automotive World](https://Automotive World)
- KSI and The Sidemen invest in London MarTech startup [BusinessCloud](https://BusinessCloud)

## Company Updates

---

- Finastra Introduces Enhancements to LaserPro, Adds Customer Benefits to the Cloud Solution [Fintech Finance](https://Fintech Finance)
- Arm eyes data center CPU market share sales to grow to 50% in 2025 [Seeking Alpha](https://Seeking Alpha)
- OKYO Pharma reports long-term benefits of its neuropathic corneal pain treatment [Seeking Alpha](https://Seeking Alpha)
- Momena Finance asset finance product targets UK SMEs [Leasing Life](https://Leasing Life)
- "Make Europe Great Again" - The New Investment Doctrine Gaining Ground [worldenergynews.gr](https://worldenergynews.gr)
- SCP Investment LP Has \$949,000 Position in TechnipFMC plc (NYSE:FTI) [MarketBeat](https://MarketBeat)
- Replimune Group, Inc. (NASDAQ:REPL) Shares Acquired by Swiss National Bank [MarketBeat](https://MarketBeat)
- Schroder Investment Management Group Raises Stock Holdings in Arm Holdings plc (NASDAQ:ARM) [MarketBeat](https://MarketBeat)
- Monument Valley 3's summer launch on PC, console benefits flood relief [VentureBeat](https://VentureBeat)
- Data Intelligence Platform Peregrine Takes 10K SF at 104 Fifth Avenue [Commercial Observer](https://Commercial Observer)

# Recent Key News (2/3)

## Legal

---

- Cleo AI Settles \$17 Million FTC 'Fast Money' Case [PYMNTS.com](#)
- UK watchdog fines OnlyFans operator \$1.4 million over age disclosure failures [The Star Online](#)
- UK Software Firm Fined £3 Million Over Ransomware-Caused Data Breach [SecurityWeek](#)
- Mistake on threshold for facial age estimation costs OnlyFans parent \$1.4M [BiometricUpdate.com](#)
- ICO confirms £3.07m fine for Birmingham software firm after 2022 ransomware attack [Insider Media](#)
- Qualcomm Launches Global Antitrust Campaign Against Arm [Kaldata](#)
- Qualcomm Accuses Arm Of Stifling Competition, Files Complaints [electronicsforyou.biz](#)
- Qualcomm accuses Arm of shifting to anti-competitive business model [RCRWireless](#)
- Arm and Qualcomm's battle has begun again [DonanimHaber](#)
- Qualcomm initiates global anti-trust complaint about Arm [Electronics Weekly](#)

## Partnerships

---

- Mirriad soars on virtual ad deal with US media firm [Morningstar](#)
- Atoa integrates with Xero to optimise payments for UK businesses [The Paypers](#)
- Unlimit partners with Doto to boost payment approval rates [The Paypers](#)
- Incredible teams up with Monevo [The Paypers](#)
- Aave Integrates Chainlink SVR on Ethereum Mainnet to Recapture Liquidation MEV and Increase Proto.. [PR Newswire](#)
- Crypto Card Firm Baanx Partners With Circle for Rewards Wallet [CoinDesk](#)
- Digital ID inclusivity focus of partnership between Credas, IDGO [BiometricUpdate.com](#)
- Vicon's new markerless system enabling Dreamscape Immersive's latest VR experience [GlobeNewswire](#)
- Credas and IDGO Partner to Tackle ID Accessibility Issues for Millions Across the UK [Fintech Finance](#)
- Credas and IDGO partner to tackle ID accessibility [Finextra](#)

# Recent Key News (3/3)

## People Movement

---

- Pearson Announces Newly Expanded Role for Chief Technology Officer, Dave Treat, as Company Furthe.. [PR Newswire](#)
- Featurespace Announces Leadership Change After Visa Acquisition [PYMNTS.com](#)
- DAZN hires Knappy as Chief Marketing & Customer Officer [Advanced Television](#)
- Green light for Ocado distribution hub bringing hundreds of jobs to Nottinghamshire [TheBusinessDesk.com](#)
- Kaizen Eelcomes Kathy Perrotte and Mark Husler to the Kaizen Board [Fintech Finance](#)
- Crimson Tide chief executive to step down amid raft of board changes following deal collapse [Insider Media](#)
- Bicycle Therapeutics Announces New Board and Key Clinical Leadership Appointments [Business Wire](#)
- Precise TV appoints Buhlmann as Non-Exec Chairman [Advanced Television](#)
- Insly Promotes Hammad Mirza to CMO, as It Doubles Down on Growth [Fintech Finance](#)
- Insignis Cash appoints new CEO and chairman [Finextra](#)

## Other

---

- OnlyFans receives a \$1.4 million fine for age verification failures [TugaTech](#)
- uSkinned's easy website-builder wins global prize [Daily Business](#)
- Katapult Delivers Double-Digit Gross Originations Growth in the Fourth Quarter, Above Outlook [GlobeNewswire](#)
- Playtech reports FY results [Seeking Alpha](#)
- everplay group plc reports FY results [Seeking Alpha](#)
- Playtech Announces 2024 Financial Results and Snaitech Sale [Finance Magnates](#)
- YunoJuno Recognised as Leader in Everest Group PEAK Matrix® for Freelancer Engagement and Managem.. [PR Newswire](#)
- Carlisle Crossing becomes modern and sustainable in largest, recent area redevelopment [CoStar](#)
- Diagnostics business posts growth in adjusted EBITDA with stronger than expected cash generatio.. [Insider Media](#)
- Mereo BioPharma Group GAAP EPS of -\$0.06 in-line [Seeking Alpha](#)

# Contents

---

Snapshot

---

Investments

---

Investors

---

Exits

---

New Unicorns

---

Citywise Trends

---

News

---

**Funded Deadpooled Companies**

---

Appendix

---





---

Funded Deadpooled Companies

---

# Funded Deadpooled Companies

Company		\$ Funding
 ikigai (2019, London)		\$5.7M
 OPSL (2016, Leeds)		-



# Contents

---

Snapshot

---

Investments

---

Investors

---

Exits

---

New Unicorns

---

Citywise Trends

---

News

---

Funded Deadpooled Companies

---

**Appendix**

---

---

▶ Explore more on Tracxn

---

Explore other Reports on Tracxn

---

# Explore more on Tracxn

## Companies

[All Tech Companies](#)

[UAE Tech Companies](#)

[Online Travel Companies](#)

[Companies using AI in Healthcare](#)

[Companies founded by Stanford GSB Alumni](#)

[Soonicorn club in Fintech](#)

[Analyst Picks in Israel Tech](#)

## Company Due Diligence

[Company Detail Page of DoorDash](#)

[Competitors of Freshworks](#)

[Cap Table for TransferWise](#)

[Financials for Ola](#)

[Employee Count for Revolut](#)

## Investment Activity

[Recent funding rounds](#)

[Investment Trends](#)

[Most Active Investors](#)

[Top Funded Business Models](#)

## Exits

[Public Companies](#)

[Acquired Companies](#)

[Most Active Acquirers](#)

## Reports

[Delhivery - Company Report](#)

[Novel Foods - Business Model Report](#)

[HRTech - Feed Report](#)

[FinTech - Top Business Models Report](#)

[India Tech - Top Business Models Report](#)

## Miscellaneous

[Key News in FinTech](#)

[Events in Bay Area](#)

[Angel Investors in United States](#)

[Bluebox](#)

# Explore other Reports on Tracxn

## Company Reports

[Transferwise](#)

[Coursera](#)

[BigBasket](#)

## Business Model Reports

[Novel Foods](#)

[Blockchain Network](#)

[P2P Remittance](#)

## Feed Reports

[HRTech](#)

[Cybersecurity](#)

[Food Tech](#)

## Top Business Models in PA

[FinTech](#)

[Enterprise Applications](#)

[Artificial Intelligence](#)

## Geo Monthly Reports

[UK Tech](#)

[Europe Tech](#)

[China Tech](#)

## Unicorn Reports

[Monthly Unicorn Report](#)

## Feed Geo Reports

[FinTech Europe](#)

[Consumer Digital SEA](#)

[HiTech US](#)

## Top Business Models in Geo

[India Tech](#)

[Israel Tech](#)

[UK & Ireland Tech](#)



*Any and all information either accessed from the website [www.tracxn.com](http://www.tracxn.com) or having otherwise originated from Tracxn Technologies Limited including but not limited to the information contained herein ("Data") is the sole property of Tracxn Technologies Limited (hereinafter "Tracxn"). You shall not recirculate, distribute, transmit, publish, or sell the Data or any portion thereof in any form or by any means, either for commercial or non-commercial use, or permit any third party to use or distribute the Data or any portion thereof; to any other party, except with the prior written consent of Tracxn. You may however incorporate insubstantial portions, extracts, abstracts or summaries from the Data into analysis, presentations or tools for your customers or for your internal use, so long as Tracxn is clearly and visibly identified as the source of information.*

*For further information please refer to our Terms of Use at [www.tracxn.com](http://www.tracxn.com)*

*Copyright © 2025, Tracxn Technologies Limited. All rights reserved.*